AETOMATE

Hydraulic Press

AQ00856

AQ00857

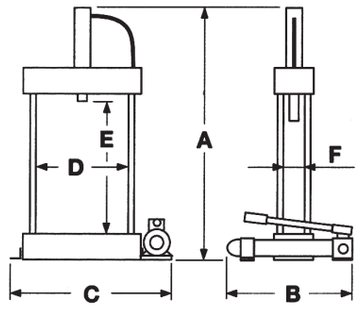

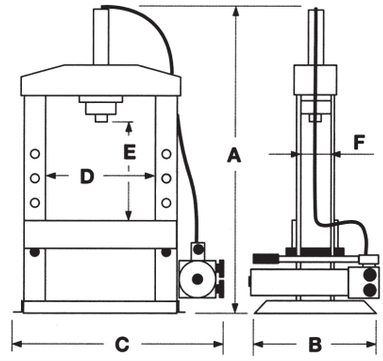

Stock Code	Model	Capacity (Ton)	Specification						Ram Stroke	Weight (Kg)
			A	B	C	D	E	F		
AQ00856	#152	6	820	560	550	320	510	67	115	43
AQ00857	#153	10	1210	500	910	520	350	120	190	104
AQ00858	# P30/SA	30	2000	600	1300	700	1000	170	190	280
AQ00859	#158	50	2110	850	1420	775	1135	205	190	445
AQ00855	#160	100	2290	900	1740	1010	1055	285	215	960

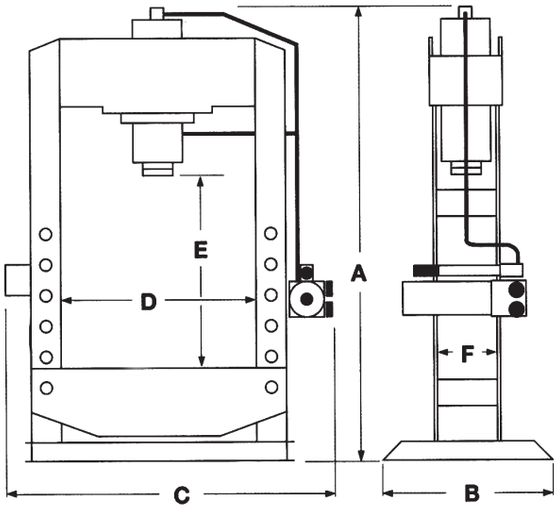



AQ00859

AET

ALLINTON ENGINEERING & TRADING PTE LTD
331 Jalan Besar Singapore 208983
T65 6296 0679 **W** allinton.com.sg **E** sales@allinton.com.sg

Allinton Catalogue 2017 15.08.2017.indd 304 15/8/17 4:34 pm

AETOMATE

Trolley Hydraulic Crane

Demountable crane 3 Ton., fitted with double acting pump.
Properly studied to take power unit out of lorries with tripping operating cab.

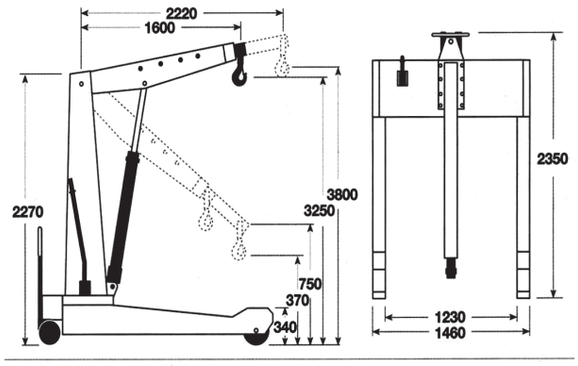

Weight Kg. 520

Stock Code	Model	Capacity (Ton)	I Hole	II Hole	III Hole	IV Hole
AQ03986	222	3	3	2.7	2.55	2
AQ03705	Art 138	2	2	1,5	1	0.6

Transport Trolleys



Technical data	F12	L12	F18	L18
Stock Code	AQ01959	AQ01960	AQ01961	AQ01962
Item Number	10312	10313	10215	10216
Loading height / no. of rollers (85 x 85 mm)	110 mm/16	110mm/16	110mm/16	110mm/16
Contact surface per cassette	200 x 407mm	-	200 x 407mm	-
Connecting rod, adjustable	1014-1430mm	-	1014-1430mm	-
Swivel plate ø250mm, steering angle	-	±90°	-	±90°
Steering rod	-	1080mm	-	1080mm
Overall dimensions (Lx W)	-	1030 x 620mm	-	1030 x 620mm
Tare weight	52 kg	80 kg	55 kg	82 kg
Load capacity	120kN (12 t)	120kN (12 t)	180 kN (18 t)	180 kN (18 t)
Total load Capacity F12 + L12 /F18 + L18	240 kN (24t)		360 kN (36 t)	

AET

ALLINTON ENGINEERING & TRADING PTE LTD
331 Jalan Besar Singapore 208983
T65 6296 0679 **W** allinton.com.sg **E** sales@allinton.com.sg

Allinton Catalogue 2017 15.08.2017.indd 305 15/8/17 4:34 pm

Ratchet Jacks

Benefits / Features
ratchet Jacks are widely used in oil fields, shipyards, mining operations, construction,railroads and heavy-duty industrial maintenance. These are the most versatile, general purpose jacks available. Rugged construction permits safe, efficient jacking. Steel lever bars are sold separately.

- 8 Models
- Double-lever sockets for jacking in close quarters.
- Multiple-tooth pawls for strength & safety.
- Drop-forged, alloy steel, heat-treated components.
- Adjustable springs links.
- Plated springs to resist corrosion.
- Precision machining throughout.
- Large base insures a firm foundation.
- Supports full rated capacity on the toe or the cap.

5 Ton Ratchet Jacks
These units are all mechanically identical and vary only in stroke and height.



AQ00139
84A

10 Ton Ratchet Jacks
The 1017 incorporate a ductile iron housing for maximum durability is important. These jacks are often selected for lifts of 10 tons or less because of their low handle effort.

AQ00142
1017

Stock Code	Model No.	Order No.	Supporting Cap. (ton)	Lifting (tons)	Stroke (in)	Handle Effort per ton (lbs)	Cap. Min Height (in)	Toe Min Height (in)	Base Size (in)	Weight (lbs)	Steel Lever Bars			
											Ordering No.	Length (in)	Diameter (in)	Weight (lbs)
AQ00139	84A	1040	5	5	7	32	14	1/3/4	5 x 7/3/8	28	10640	36	1	8
AQ00142	1017	1200	10	10	9/1/2	22	17/1/4	1/5/8	6x8/3/4	40	10665	60	1/1/4	17

* Weight with 5 foot chain and steel lever - 115 lbs.

Mechanical Jacks

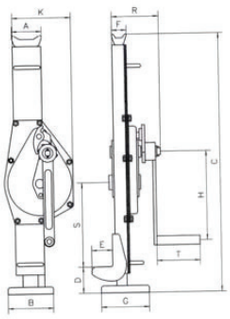

Stock Code		AQ02134	AQ02135	AQ02136	AQ02137	AQ02138
Model		MJ 1.5	MJ 3.0	MJ 5.0	MJ 10	MJ 16
Rated Capacity	t	1.5	3	5	10	16
Proof test load	KN	22	44.1	73.5	147	235
Hand force to lift rated load	N	280	350	400	580	800
	A	81	83	108	124	130
	B	100	130	140	140	150
	C	600-900	735-1090	730-1075	800-1190	820-1140
	D	60-360	70-425	80-425	100-490	90-410
Dimensions	E	55	60	71	86	80
	F	46	45	68	76	85
	G	110	138	170	170	180
m m	H	225	249	249	300	400
	KN	147	170	190	252	251
	R	119	140	155	185	220
	S	175	235	217	187	210
	T	113	128	128	250	280
Net weight	kg	14	20	28	46	63

Service Jack

Used at automotive workshops and gasoline stations world over.
All models are equipped with safety valve.

Stock Code	Model No.	Capacity Ton	Min. Height mm	Max. Height mm	Weight kg	Package Size mm
AQ00178	KJ-20LD	2	133	380	11	520 x 188 x 148
AQ00179	KJ-20-HD	2	130	490	36	750 x 370 x 200
AQ00180	KJ-25HD	2.5	130	490	34	720 x 360 x 200
AQ00181	KJ-30HD	3	145	520	39	750 x 370 x 200

KJ-LD
AQ00178

KJ-20-HD
AQ00179
KJ-25HD
AQ00180

KJ-30HD
AQ00181

Hydraulic Toe Jack

5 Tons Hydraulic Toe Jack
V5 AQ00203

20 Tons Hydraulic Toe Jack
V20 AQ00208

	AQ00203	AQ00206	AQ00207	AQ00208
Technical data	V5	V10	V15	V20
Item No	10181	10182	10183	10184
Full Load Capacity	50kN (5 t)	100kN (10 t)	150kN (15 t)	200kN (20 t)
Working pressure	520 bar	520 bar	520 bar	520 bar
minimum loading height using safety toe	15mm	20mm	25mm	30mm
lifting height	140mm	160mm	160mm	160mm
adjustable range of safety toe	3 x	4 x	4 x	3 x
Loading height using top plate	252mm	310mm	318mm	325mm
Overall dimensions (L x W x H)	266 x 212 x 252mm	339 x 237 x 310mm	353 x 304 x 318mm	425 x 325 x 325mm
Tare weight incl. oil fill	21 kg	32 kg	53 kg	72 kg

Allinton Catalogue 2017 15.08.2017.indd 306 15/8/17 4:34 pm

Journal Jacks

AQ00271

AQ00268
High Lift

AQ00263
Medium Lift

AQ00148
Low Lift

TB - 50 25
- Stroke, 250mm
- Capacity, 50tf
- Journal Jack with Traversing Bed

Designed for Models:
Ball Bearing Journal Jack Example;

JJ - 25 13
- Stroke, 125mm
- Capacity, 25tf
- Journal Jack

Stock Code	Type	Items	Capacity (tf)	Stroke (mm)	Closed Height (mm)	Head Diameter (mm)	Base Diameter (mm)	Length of Traverse (mm)	Weight Approx (kg)	Handle Bar (Ø x mm)
AQ00148	Low Lift	JJ-1513	15	125	255	63	113		12	Ø25 x 600
AQ00149		JJ-2513	25	125	255	77	127		16	Ø25 x 700
AQ00150		JJ-3513	35	130	280	87	147		24	Ø32 x 700
AQ00151		JJ-5013	50	130	290	105	166		31	Ø32 x 800
AQ00152		JJ-10011	100	105	310	127	235		75	Ø32 x 1500
AQ00263	Medium Lift	JJ-1015	10	150	280	65	108		12	Ø25 x 600
AQ00264		JJ-2525	25	250	395	77	127		21	Ø25 x 700
AQ00265		JJ-3020	30	200	350	95	148		26	Ø32 x 700
AQ00266		JJ-3525	35	250	410	87	147		32	Ø32 x 700
AQ00267		JJ-5025	50	250	445	105	166		43	Ø32 x 800
AQ00268	High Lift	JJ-2533	25	330	485	77	127		25	Ø25 x 700
AQ00269		JJ-3535	35	350	535	87	147		38	Ø32 x 700
AQ00270		JJ-5035	50	350	555	105	166		49	Ø32 x 800
AQ00271	With Traversing Bed	TB-1530	15	125	340	63		300	32	Ø25 x 600
AQ00272		TB-2530	25	250	485	77		300	45	Ø25 x 700
AQ00273		TB-2545	25	330	575	77		400	56	Ø25 x 700
AQ00274		TB-3030	30	200	447	95		300	60	Ø32 x 700
AQ00275		TB-3530	35	250	507	87		400	65	Ø32 x 700
AQ00276		TB-3545	35	350	632	87		450	76	Ø32 x 700
AQ00277		TB-5030	50	250	553	105		300	87	Ø32 x 800
AQ00278		TB-5045	50	350	683	105		450	115	Ø32 x 800

Features:
1. Bearing ...Special construction by "OJ", longer life, smooth horizontal advance.
2. Screw ...Chrome-molybdenum steel, rigidly designed with a special screw to withstand excessive loads.
3. Bevel gear pinion ...Precision forging of shifted tooth form, strong and excellent interlocking.

Ratchet Handle:
1. The interlocking between wheel and plunger is the application of the wedge principle, enabling to obtain strong rotation.
2. Material used is nickle-chrome steel, assuring linger life.
3. Easy and smooth operation by Ratchet mechanism.

Worm Gear Jack

PR Type

WJ Type

AQ01903

AQ01904

Worm gear jack is an auxiliary machine installed to machinery or equipment. It creates a big force when a small input of force is applied to lift heavy loads, size adjustment or synchronization of materials.

The structure of worm gear jack is simple comprising of worm gear and screw. When the worm wheel turns, it transmits thrust to turn the worm.

Available worm gear jacks range from 1 ton to 100 tons.

Main applications:
- Opening and closing device for door or valve
- Travelling device for medical, measuring equipment, cart or heavy machinery
- Lifting device
- Loading device
- Level and size adjustment device
- Precision traveling device
- Reversal device

Contact sales representatives for more details on specifications.

Journal Jacks

AQ00884

Stock Code	Model No.	Lift Type	Capacity (Tons)	Stroke (mm)	Closed Height (mm)
AQ00884	KQL 3.2	Medium	3.2	110	220
AQ03964	KQL 5	Low	5	80	180
AQ00885	KQL 5	Medium	5	130	250
AQ03985	KQL 8	Low	8	75	200
AQ00886	KQL 8	Medium	8	140	260
AQ00887	KQH 10	Medium	10	150	280
AQ00888	KQL 10	Low	10	80	192
AQ03042	KQL 16	Medium	16	180	330
AQ00889	KQL 16	Low	16	180	225
AQ00890	KQH 20	Medium	20	180	325
AQ00891	KQL 25	Low	25	125	262
AQ00892	KQH 32	Medium	32	200	395
AQ00893	KQL 32	Low	32	180	320
AQ00894	KQH 50	Medium	50	250	452
AQ01665	KQL 50	Low	50	130	290
AQ00895	KQL 100	Low	100	200	412

ALLINTON ENGINEERING & TRADING PTE LTD
331 Jalan Besar Singapore 208983
T65 6296 0679 **W** allinton.com.sg **E** sales@allinton.com.sg

Allinton Catalogue 2017 15.08.2017.indd 307 15/8/17 4:34 pm

Hydraulic Bottle Jack (2-200 Ton)

Most widely used in automotive, machinery, construction industries, etc. A full range of capacity from 2 to 200 ton to meet your needs.

Stock Code	Capacity (ton)	Min. Height (mm)	Lifting Height (mm)	Adjust Height (mm)	Net Weight (kg)
AQ00168	1.5	148	80	50	2.2
AQ00169	3.2	180	110	60	3.4
AQ00170	5	185	110	70	4.5
AQ00171	8	200	125	70	5.5
AQ00172	10	200	125	70	6.0
AQ00173	16	225	140	70	8.5
AQ00174	20	235	145	60	11.0
AQ00175	30	255	150	/	14.5
AQ00176	50	260	155	/	23.0
AQ00177	100	335	180	/	71
AQ00183	200	375	200	/	140

KANAZAWA™

Hydraulic Punchers and Hydraulic Pump Unit

Stock Code	Hydraulic Puncher		Hydraulic Pump Unit	
AQ02846	Model	711NSW	Model	1SW-40
	Max. Capacity	500kN (50 Ton)	Motor	0.4kW
	Max Ability (SS400)	Ø24 x 16, Ø28 x 14		AC230V 50Hz
	Reach	110mm		S.Phase
	Weight	28kg	High Pressure	72MPa (740kgf/cm²)
	Accessories	Ø17.5, 22, 20.5, 24	Low Pressure	3MPa
			Discharge Rate (High-pressure)	0.3L/Min
			Discharge Rate (Low-pressure)	1.9L/Min
			Reservoir	5L
			Weight	28kg
			Solenoid-Valve	Two-position, four-way
AQ02847	Model	711NSW	Model	D-1SW-4
	Max. Capacity	500kN (50 Ton)	Motor	0.75kW
	Max Ability (SS400)	Ø24 x 16, Ø28 x 14		415V 50Hz
	Reach	110mm		3 Phase
	Weight	28kg	High Pressure	72MPa (740kgf/cm²)
	Accessories	Ø17.5, 22, 20.5, 24	Low Pressure	7MPa (70kgf/cm²)
			Discharge Rate (High-pressure)	0.75L/Min
			Discharge Rate (Low-pressure)	3.75L/Min
			Reservoir	7.5L
			Weight	38kg
			Solenoid-Valve	Three-position, four-way
AQ02848	Model	911NSW	Model	D-1SW-4
	Max. Capacity	600kN (60 Ton)	Motor	0.75kW
	Max Ability (SS400)	Ø24 x 20, Ø28 x 17		415V 50Hz
	Reach	102mm		3 Phase
	Weight	34kg	High Pressure	72MPa (740kgf/cm²)
	Accessories	Ø17.5, 22, 20.5, 24	Low Pressure	7MPa (70kgf/cm²)
			Discharge Rate (High-pressure)	0.75L/Min
			Discharge Rate (Low-pressure)	3.75L/Min
			Reservoir	7.5L
			Weight	38kg
			Solenoid-Valve	Three-position, four-way



711NSW

911NSW

1SW-40

D-1SW-4

ROYAL MASTER

Hydraulic Pipe Bender

Designed with two actuating pistons, bigger bending shoe for a fast movement of the bending form to the pipe and the smaller bending shoe to bend it. With the big piston, pipe of 1/4 to 1" can be bend.

Stock Code	Type	DIA Size	Tons	KG
AQ01887	A	1/4 - 2"	10	60
AQ01888	B	1/4 - 3"	13	125

Stock Code	Type	DIA Size	Radius	WT/kg
AQ01891	A	1/2"	86	1,50
AQ01892	A	3/4"	108	2,40
AQ01893	A	1"	135	3
AQ01894	A	1.1/4"	170	5,22
AQ01895	A	1.1/2"	193	0,80
AQ01896	A	2"	242	1,10
AQ01897	A	2.1/2"	303	1,50
AQ01898	A	3"	358	2,40

Curvamatic

Allinton Catalogue 2017 15.08.2017.indd 308 15/8/17 4:34 pm

AETOMATE

AET Electrohydraulic Pipe-Benders

The motor-driven pipe bending machines "RAPID KT10/M fitted with silent electrohydraulic gearbox, remote-controlled by a two-way distributor, are practical indeed for the special accuracy with which they have been designed. The gearbox with radiant pistons is complete with a limit valve that enables an automatic oil discharge once the maximum stress have been reached, keeping the working pressure inalterated.

Each one of these models is also fitted with a sturdy two-storey working table. The hydraulic gearbox is placed on the lower storey, while the pipe-bending machine is placed on the upper storey. The absolute newness of the "Rapid KT10/M" is represented by the fact that they can be used also by hand if needed. The same are suitable to bend gas and water pipes without welding, of medium thickness from 3/8" up to 6".

AQ01178

Stock Code	Model No.	Size
AQ01178	E/M	3/8, 1/2, 3/4, 1", 1 1/4", 1 1/2", 2", 2 1/2", 3", 3 1/2" 4"
AQ01179	G/M	2", 2 1/2", 3", 4", 5", 6"

*Voltage: 3phase 415V

Digital Bending Machine

The KDB 32 Portable Digital Bending Machine is unique in the industry in having a digital LCD degree display. It makes it extremely fast and simple to produce accurate bends up o 192 degrees in tubing up to 1 1/4". Simply set the desired degree of bend with thumb wheel and that number appears on the digital display. As soon as the trigger is pressed, the actual degrees of bend are displayed, up until the bend is completed. The robust 1800 watt motor and heavy duty gearbox are built to last. Bends are made quickly at 3.5 rpm.



Stock Code	AQ 01180
Model	KDB32
Power input	1800W
No load speed	3.5 R.P.M.
Max. capacity	32mm(1-1/4")
N.W. (machine only)	14KGS (30.8Lbs)

Optional Accessories

Bending Former

Stock Code	Size	Part Number
AQ01181	5/8" R=4D	KDB 00320015
AQ01182	3/4" R=4D	KDB 00320016
AQ01183	7/8" R=4D	KDB 00320017
AQ01184	1" R=4D	KDB 00320018
AQ01185	1-1/8" R=4D	KDB 00320019
AQ01186	1-1/4" R=4D	KDB 00320020

Bending Shoe

Stock Code	Size	Part Number
AQ01187	5/8"	KDB 00320021
AQ01188	3/4"	KDB 00320022
AQ01189	7/8"	KDB 00320023
AQ01190	1"	KDB 00320024
AQ01191	1-1/8"	KDB 00320025
AQ01192	1-1/4"	KDB 00320026

ALLINTON ENGINEERING & TRADING PTE LTD
331 Jalan Besar Singapore 208983
T65 6296 0679 **W** allinton.com.sg **E** sales@allinton.com.sg

Allinton Catalogue 2017 15.08.2017.indd 309 15/8/17 4:34 pm

AETOMATE

Rigid Conduit Benders For One-Shot 90°s in 1-1/4" - 4" (5" with Segment Bending Shoe)

- Strong Lightweight aluminium components
- easy to assemble with pull pins
- easy to use ram scale & bending charts

777 : 1-1/4" - 2" one-shot 90°
: 2-1/2" - 4" segment bending
884 : 1-1/4" - 4" one-shot 90°
885 : 5" segment bending
880 : 1/2" - 2" one-shot 90°



Shown with OPTIONAL 1807 Bending Degree Indicator.

AQ34210

Bending Accessories

IRON BENDING SHOES
- For Schedule 40 to Double X size
- Use on 777, 880, 884 & 885

Size	Stock Code
1/2"	AQ10917
3/4"	AQ10918
1"	AQ10919
1-1/4"	AQ10920
1-1/2"	AQ10921
2"	AQ10922
2-1/2"	AQ10923
3"	AQ10924
3-1/2"	AQ10925
4"	AQ14265

Specifications

Capacity	884: 1-1/4" -4" Rigid conduit. 884PVC: 1-1/4" -4" mil PVC Coated Rigid conduit. 885: 1-1/4" – 5" Rigid conduit.
Power Source	980: 120 VAC Electric Powered Hydraulic Pump 980-22PS: 220 VAC 50/60 Cycle Electric Powered Hydraulic Pump
Weight	884: 421lbs. (191kg) 885: 449lbs. (204kg) 884E980: 494lbs. (225kg) 885E980: 527lbs. (239kg) 884PVC: 388lbs. (176kg)

Net Wt.	Model No.	Stock Code	Description
191	884	AQ16477	1-1/4" through 4" Rigid Conduit Bender, without hydraulic pump
225	884E980	AQ34209	1-1/4" through 4" Rigid Conduit Bender, with 980 Electric Hydraulic Pump
176	884PVC	AQ33614	1-1/4", 1-1/2", 2", 3" and 4" PVC Coated Rigid Conduit Bender without hydraulic pump
204	885	AQ16751	1-1/4" through 4" One-Shot and 5" Segment Rigid Conduit Bender, without hydraulic pump
239	885E980	AQ34210	1-1/4" through 4" One-Shot and 5" Segment Rigid Conduit Bender, with 980 Electric hydraulic pump
52	880	AQ16480	1" 1-1/4", 1-1/2" and 2" Rigid Conduit Bender without hydraulic pump
61	880H755	AQ16464	1", 1-1/4", 1-1/2" and 2" Rigid Conduit Bender with 755 Hand Hydraulic Pump
75	777	AQ16491	1-1/4", thru 2" One-Shot and 2-1/2" thru 4" segment, Rigid Conduit Bender without hydraulic pump
79	777HC755	AQ16470	1-1/4", thru 2" One-Shot and 2-1/5" thru 4" segment, Rigid Conduit Bender with 755 Hand Hydraulic Pump

Electric Bender

AQ23446

555 BENDER
1/2"- 2"

- Bends up to 3 times faster than hydraulic benders
- Easy set up, easy to use
- Accurate bends with bending charts
- Easy to move around with big wheels
- Can make 180º bends in one-shot
- Can be used in vertical or horizontal position

Net Wt.	Model No.	Stock Code	Description
179	555R-2	AQ23446	Electric Bender with shoe groups for 1/5" thru 2" Rigid and 1/2" thru 1-1/4" IMC conduit and pipe includes 28007-1/2" – 2" Rigid Shoe Group and two 53389-Hinge Pins
207	5551-22	AQ27990	Electric Bender with shoe groups for 1-1/2" and 2" IMC conduit includes 26330-1/2" – 2" IMC Shoe Group and two 53389-Hinge Pins

Site Rite® Hand Benders

AQ32917

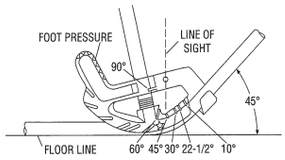

508 HICKEY with welded handles

- Lightweight, Fast, Easy to Use
- Heat treated cast aluminium
- Patented angle-sight indicator makes bending fast & easy
- Non-slip, contoured pedal for added leverage and easy use
- Cast-in multipliers for offets, saddle bands, etc

Net Wt.	Stock Code	Description
840H	AQ32917	Hand Bender with handle for 1/2" EMT
841H	AQ32918	Hand Bender with handle for 3/4" EMT, 1/2" Rigid
842H	AQ32919	Hand Bender with handle for 1: EMT, 3/4" Rigid

ALLINTON ENGINEERING & TRADING PTE LTD
331 Jalan Besar Singapore 208983
T65 6296 0679 **W** allinton.com.sg **E** sales@allinton.com.sg

Allinton Catalogue 2017 15.08.2017.indd 310 15/8/17 4:34 pm

ALKITRONIC

alkitronic® EFC / ECW electric torque multipliers

Applications
- ***alkitronic® EFC / ECW*** electric multipliers for torques from 60 Nm to 5,000 Nm
- Consistent torque accuracy in all international power supplies 100-253 V / 45-66 Hz
- Precise shut-off torque at operation with voltage-controlled portable generators
- Models ***alkitronic® ECW*** angle tools for restricted access

Advantages
- Low running costs
- Maintenance-free, low-wear, brushless synchronous motor with excellent efficiency
- Permanently higher joint quality compared to ratchet torque tools by continuous rotation of the square drive
- Simple 1-finger operation for quick, comfortable work
- The 360 degree rotating handle ensures comfortable operation and none of the reaction forces are transferred to the operator

alkitronic® specials
- Innovative motor protection with automatic switch-off to secure the bolting quality
- Smart processor-controlled switch-off electronics for consistently precise reproduction of the pre-selected torque
- Angle-drive with optimised efficiency and great running characteristics (Models ***alkitronic® ECW***)
- Extraordinarily robust motor housing of cast aluminium

Specifications
All ***alkitronic®*** electric torque multipliers with CE-certification
Repeat shut-off accuracy ± 3% for the same bolting application

Universal AC Input 100 V - 253 V, frequency 45 Hz - 66 Hz
Power max. 2000 W, protection category I.



alkitronic® ECW free positioning within 2 levels is blocked for safety reasons (Operating unit - connection to angular gear).

Continuous or stepping operation and comfortable slow right or left rotation for precise and secure placement of the tool, triggered with a single rocker button.

ALLINTON ENGINEERING & TRADING PTE LTD
331 Jalan Besar Singapore 208983
T65 6296 0679 **W** allinton.com.sg **E** sales@allinton.com.sg

Allinton Catalogue 2017 15.08.2017.indd 311 15/8/17 4:34 pm

ALKITRONIC

Technical Data

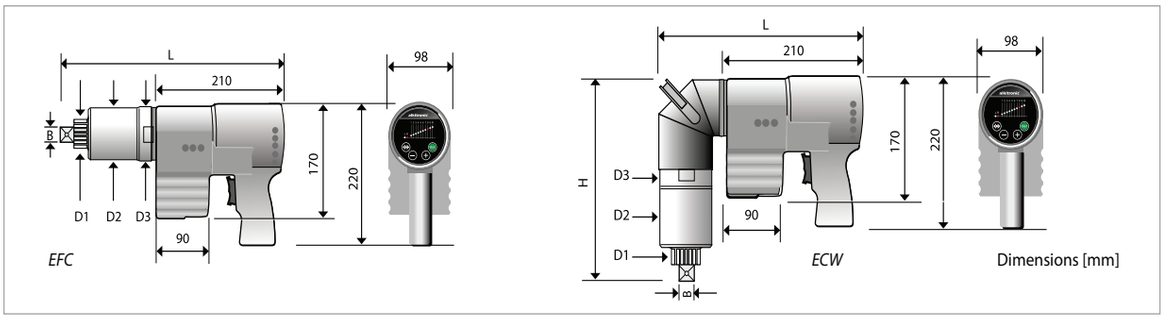

Alkitronic EFC Electronic Torque Multiplier

Stock Code			AQ05226	AQ05227	AQ05228	AQ05229	AQ05230	AQ05231	AQ052341
Type			EFC 40	EFC 80	EFC 120	EFC 200	EFC 280	EFC 350	EFC 500
Torque range (approx.) *		Nm	60-450	150-840	200-1250	400-2100	500-2800	660-3600	900-5000
Square drive	B		3/4″	3/4″	3/4″ / 1″	1″	1″	1 1/2″	1 1/2″
Diameter (approx.)	D_1	mm	41	41	41/54	54	54	72	72
Diameter (approx.)	D_2	mm	85	85	85	85	85	98	106
Diameter (approx.)	D_3	mm	88	88	88	88	88	98	106
Length (approx.)	L	mm	330	330	375	375	382	400	438
Weight without DMA (approx.)		kg	8.8	8.8	10	10	10.6	12.5	17.3
Idle speed		rpm	19	12	8	7	6	4	2

*) When loosening a bolted connection, up to 20% higher torque may be required (loosening torque). We will gladly advise you in detail.

Models *ECW*

Stock Code			AQ05333	AQ05334	AQ05335	AQ05336	AQ05337	AQ05338	AQ05339
Type			ECW 40	ECW 80	ECW 120	ECW 200	ECW 280	ECW 350	ECW 500
Torque range (approx.) *		Nm	60-450	150-840	200-1250	400-2100	500-2800	660-3600	900-5000
Square drive	B		3/4″	3/4″	3/4″ / 1″	1″	1″	1 1/2″	1 1/2″
Diameter (approx.)	D_1	mm	41	41	41/54	54	54	72	72
Diameter (approx.)	D_2	mm	85	85	85	85	85	98	106
Diameter (approx.)	D_3	mm	88	88	88	88	88	98	106
Length (approx.)	L	mm	302	302	302	302	302	316	320
Height (approx.)	H	mm	249	249	280/300	300	300	315	350
Weight without DMA (approx.)		kg	11.8	11.8	12.4/13	13	13.6	15.5	20.3
Idle speed		rpm	20	13	9	8	7	4	2

Index Data Sheet

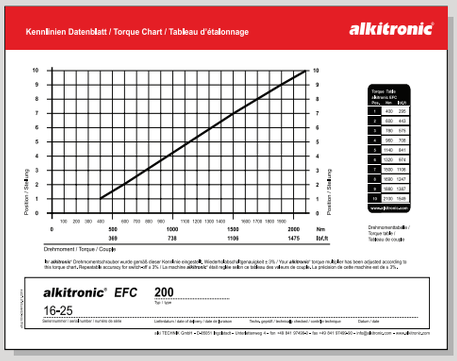

Index data sheet (example ***EFC 200***) with torque table for determination of torque values.
The shut-off torque has a position figure assigned. In the operating area, the desired position can be selected with the +/- buttons (figure on the right).

Operating area *alkitronic® EFC/ECW*

Operating interface for selection of 19 pre-set shut-off torques (incl. interim positions). One or two LEDs show the currently selected position.

ALLINTON ENGINEERING & TRADING PTE LTD
331 Jalan Besar Singapore 208983
T65 6296 0679 **W** allinton.com.sg **E** sales@allinton.com.sg

Allinton Catalogue 2017 15.08.2017.indd 312 15/8/17 4:34 pm

ALKITRONIC

alkitronic® EA battery torque multipliers

Applications

- ***alkitronic® EA***, battery powered 2-speed torque multiplier for torques from 90 Nm to 4,000 Nm.
- **Extremely short fastening cycles:** Fast gear for run down and power gear for highest torques and precision.
- **Mobile and always ready for use:** Compact design for convenient working in limited spaces or without power supply.
- **Efficient operation:** Fast and easy gear-changing, great torque range - each gear has eleven torque values to choose from.

Advantages

- **Low running costs:** The low-wear brushless synchronous motor is maintenance free.
- **Health-preserving:** Low weight, ergonomically designed, low noise emissions. No noise protection necessary.
- **High performance:** Two lithium-ion battery packs ensure up to 360 screw joints in a row. Each battery features a LED charge level indicator.
- **Exact shut-off torque even at low battery levels.**

alkitronic® Specials

- **Very low susceptibility to damage and failure:** Robust motor housing made of special polymer. It is break-proof, impact-proof and resistant to corrosion.
- **Intelligent energy management:** Smart electronics protect every battery cell from overcharging and depth discharge. The charger cools battery packs during recharging. This reduces charging times and maximizes performance and durability.

Technical Data: *alkitronic® EA* Models

Stock Code			AQ05350	AQ05351	AQ05352	AQ05353	AQ05354	AQ05355
Type			EA2 / 80	EA2 / 150	EA2 / 200	EA2 / 280	EA2 / 300	EA2 / 400
Torque range (approx.) *		Nm	115-860	150-1400	250-2200	300-2800	360-3200	500-4100
		lbf.ft	85-635	110-1030	185-1620	220-2065	265-2360	370-3025
Square drive	B		3/4 "	3/4 "	1 "	1 "	1 "	1 1/2 "
Diameter (approx.)	D_1	mm	41	41	54	54	72	72
Diameter (approx.)	D_2	mm	85	85	85	85	93	93
Diameter (approx.)	D_3	mm	88	88	88	88	97	97
Length (approx.)	L	mm	295	295	320	345	370	370
Weight without DMA (approx.) **		kg	5.5	5.5	7.0	7.4	7.4	9.1
Idle speed 1st gear		rpm	7.0	4.0	2.0	1.7	1.5	1.0
Idle speed 2nd gear		rpm	24.0	13.0	6.5	6.0	5.0	4.0

*) When loosening bolts, a higher torque (up to 20 %) may be necessary (release torque). We will be pleased to help you with your choice.
**) Torque reaction absorber

Measurements

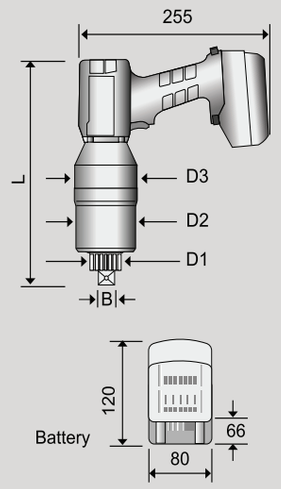

Scope of Delivery

2 lithium-ion battery packs 18 V, 5.2 Ah, battery charger, tool case.

Repeat shut-off accuracy ± 3% (same bolting connection).
All ***alkitronic®*** torque multipliers are CE-certified.

ALLINTON ENGINEERING & TRADING PTE LTD
331 Jalan Besar Singapore 208983
T65 6296 0679 **W** allinton.com.sg **E** sales@allinton.com.sg

Allinton Catalogue 2017 15.08.2017.indd 313 15/8/17 4:34 pm

ALKITRONIC

alkitronic® M hand torque multiplier

Applications

- ***alkitronic® M*** hand torque multiplier - for energy independent precise tightening and loosening of heavy-duty bolt connections
- Torques from 200 Nm up to 50,000 Nm
- The ideal torque tool in high explosion-risk areas
- ***alkitronic® M*** provide safe, economic and problem-free operation. They replace impact wrenches, pipe extensions and other insufficient methods.

Advantages

- Maintenance-free, compact and robust design. They improve on-the-job safety and provide short assembly times.
- Low energy input - high torque transfer
- Integrated anti wind-up ratchet allowing jobs to be performed easily, efficiently and safely

alkitronic® Specials

- The components of the ***alkitronic®*** power gears are manufactured using a high-precision chipless process - in order to ensure the highest possible operational demands upon lowest wear
- The shearing pin built into the drive shaft protects against input overload

Technical Data: Model *H* (without rachet) and *HG* (with rachet)

Stock Code			AQ05340	AQ05341	AQ05342	AQ05343	AQ05344	AQ05345	AQ05346	AQ05347	AQ05348	AQ05349
Type			H10	H15	HG10	HG15	HG20	HG30	HG40	HG50	HG60	HG80
Torque up to (approx.) *		Nm	1400	1400	1400	1400	3500	5000	6000	8000	11500	50000
Square drive	B		1/2" / 3/4"	1"	1/2" / 3/4"	1"	1"	1 1/2"	1 1/2"	1 1/2"	1 1/2"	2 1/2"
Reduction ratio			4	4	4	4	16	18	20	24	28	180
Diameter	D	mm	85	85	85	85	85	98	109	133	173	275
Height	H	mm	180	200	180	200	235	250	280	280	290	360
Weight (approx.)		kg	3.5	4	3.5	4	5	6.5	7	12	28	58

*) When loosening a bolted connection, up to 20% higher torque may be required (loosening torque). We will gladly advise you in detail.

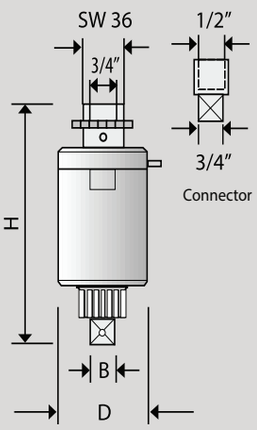

Connector:
1/2" internal square socket - 3/4" external square socket

Specifications

Torque Multiplier input via:
3/4" internal square socket torque wrench or conventional ratchets external hexagonal socket SW 36 mm.

Handwheel - for rough turning loose bolts/nuts.

alkitronic® manual torque multipliers are supplied with a support foot (DMA) as standard version.
For support rings, back stops, ratchets, torque wrenches and other components please see our ***alkitronic®*** catalog of accessories.

alki TECHNIK GmbH reserves the right to change specifications without prior notice.

alkitronic® - power gear components

alkitronic® M operating on electricity pylons. Accurate tightening via torque wrench.

ALLINTON ENGINEERING & TRADING PTE LTD
331 Jalan Besar Singapore 208983
T65 6296 0679 **W** allinton.com.sg **E** sales@allinton.com.sg

Allinton Catalogue 2017 15.08.2017.indd 314 15/8/17 4:34 pm

AETOMATE

IBT series
Square drive hydraulic torque wrench



-70Mpa Max working pressure and the accuracy keep within ±3%
-All models with the range from 112N.m to 72000N.m, which covers the most bolts size, and be the most comprehensive available in the market.
-The 360*180 degree swivel is free to operation with no space limitation.
-The square drive operate with the high intense socket and suitable with large range of bolts
-360 degree adjustable reaction arm allows placing in any support point.
-Compact design with the raw material of advanced aluminum-titanium alloy, high intense.
-The new locking coupler ensures the oil keep free access.

IBT series is the professional hydraulic torque wrench which KANAZAWA vigorously extends in international market. Its raw material is aluminum-titanium alloy which makes the wrench light and high intense. IBT series has Various models with the range from 112N.m to 72000N.m; covers the most of bolts size, and be the most comprehensive available in the market. KANAZAWA provide after-sales service all over the world, and already got the approved by TUV certificate.

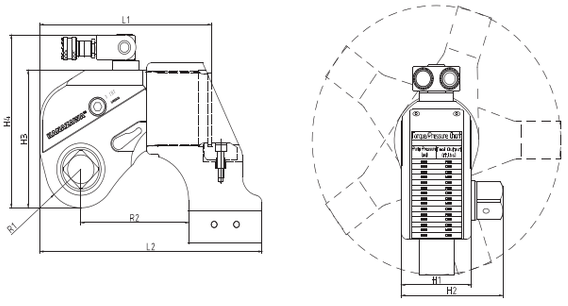

IBT Series Selection Chart

Stock Code	AQ04647	AQ04648	AQ04649	AQ04650	AQ04651
Type	1 - IBT	3 - IBT	5 - IBT	10 - IBT	25 - IBT
Torque (N.m)	183~1837	451~4512	752~7528	1551~15516	3472~34725
Bolt Size (M)	16~36	22~48	27~56	36~72	48~100
Weight Kg	2.5	5	8	15	35
L1	144.5	178	210.5	245.5	323
L2	173.5	229	270.5	317.5	401
H1	50	68	80	100	137
H2	72	95	123	142	200
H3	96	127	149	182	247
H4	131	176.5	199	232	297
R1	26	34	39	51	66
R2	85	114	137	154	199
Square Drive	3/4"	1"	1-1/2"	1-1/2"	2-1/2"

KANAZAWA

ALLINTON ENGINEERING & TRADING PTE LTD
331 Jalan Besar Singapore 208983
T65 6296 0679 **W** allinton.com.sg **E** sales@allinton.com.sg

Allinton Catalogue 2017 15.08.2017.indd 315 15/8/17 4:34 pm

AETOMATE

-70Mpa max working pressure; keep the accuracy ±3%.
-5 models with the range from 232-44593N.m
-360*180 degree swivel &360*360 degree swivel allow the wrench free to operation with no space limitation.
-More accuracy and easier when the wrench direct operate on the nuts.
-Compact design with longer arm fully advances the reliability.
-Compact design with the raw material of advanced -aluminum-titanium alloy, high intense.
-The new locking coupler ensures the oil keep free access.

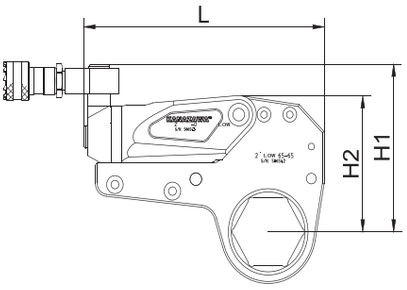



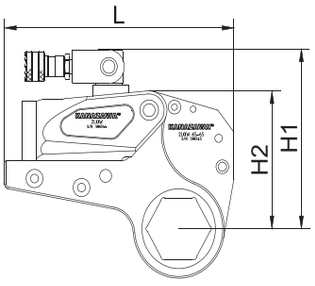

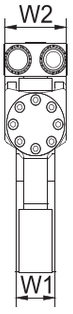

LOW series is the professional Low profile hydraulic torque wrench which KANAZAWA vigorously extends in international market. Compare with the square drive hydraulic torque wrench, this series work directly on the nuts, and its body suits well in the narrow space. LOW covers the nuts from S19 to S175.To fulfill all different working situations, the user can just replace the ratchet link because the ratchet link is changeable, or add the reducer. KANAZAWA provide after-sales service all over the world, and already got the approved by TUV certificate.

LOW Series Selection Chart

Stock Code	Model	Torque (N.m)	Nut Size (mm)	Power Head Weight (Kg)	Work Head Weight (Kg)	Size (mm)				
						L	H1	H2	W1	W2
AQ04652	2LOW	232~2328	19~55	1	1.6	196.4	125.9	102.3	32	51
		241~2414	60	1	1.7	196.4	128.5	105	32	51
AQ04653	4LOW	585~5858	34~65	2	4.4	245	177	135.7	42	66
		647~6474	70~80	2	4.6	246	187	145.7	42	66
AQ04654	8LOW	1094~10941	41~95	3.3	8	300	207	169	53	83
		1177~11774	100~105	3.3	8.4	301	216	178	53	83
AQ04655	14LOW	1852~18521	20~117	5.5	11.6	361	239	204	64	99
AQ04656	30LOW	4188~41882	110~155	11.4	29	430	303	272	85	131
		4459~44593	160~175	11.4	30	441	315	285	85	131

KANAZAWA

ALLINTON ENGINEERING & TRADING PTE LTD
331 Jalan Besar Singapore 208983
T65 6296 0679 **W** allinton.com.sg **E** sales@allinton.com.sg

Allinton Catalogue 2017 15.08.2017.indd 316 15/8/17 4:34 pm

AETOMATE

LOW series

Ratchet Link

Every model of LOW power head covers a complete set of ratchet link combines all the bolt size within its torque range. When choosing the correct hexagon cassette, ensure that the distance between bolt and equipment partition must larger than the distance of "A". Pay attention that there is enough space between bolts. The "A" and "R" in below table will be helpful.

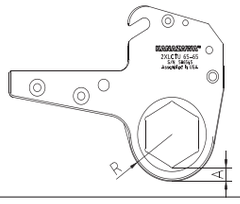

Reducer

Reducer work together with the LOW Ratchet Link. One single Ratchet Link is suitable for many bolt sizes.

LOW Series Ratchet Link Selection Chart

4 - LOW Type

Stock Code	Model	R	A	Max Torque(N.m)
AQ4LOW65-65	4LOW-65	53	15	5858

8 - LOW Type

Stock Code	Model	R	A	Max Torque(N.m)
AQ8LOW90-90	8LOW-90	69	7	10941

LOW/XLCT/H-series reducer

Chromium molybdenum steel high strength reducer insert

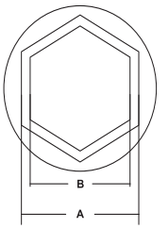

Standard reducer inserts selection chart

4 X LCT(Low/h)

Stock Code	Workhead	Edge(S)	Reducer Type						The locking ring type
			Type	A/B(mm)	Type	A/B(mm)	Type	A/B(mm)	
AQ4XLCTD-32	4XLCT-32	32	4G3227	32/27					H32
AQ4XLCTD-36	4XLCT36	36	4G3630	36/30	4G3627	36/27			H36
AQ4XLCTD-41	4XLCT-41	41	4G4132	41/32	4G4130	41/30	4G4127	41/27	H41
AQ4XLCTD-46	4XLCT-46	46	4G4636	46/36	4G4632	46/32	4G4630	46/30	H46
AQ4XLCTD-50	4XLCT-50	50	4G5041	50/41	4G5036	50/36	4G5032	50/32	H50
AQ4XLCTD-55	4XLCT-55	55	4G5546	55/46	4G5541	55/41	4G5536	55/36	H55
AQ4XLCTD-60	4XLCT-60	60	4G6050	60/50	4G6046	60/46	4G6041	60/41	H60
AQ4XLCTD-65	4XLCT-65	65	4G6555	65/55	4G6550	65/50	4G6546	65/46	H65

8 X LCT(Low/h)

Stock Code	Workhead	Edge(S)	Reducer Type						The locking ring type
			Type	A/B(mm)	Type	A/B(mm)	Type	A/B(mm)	
AQ8XLCTD-55	8XLCT-55	55	8G5546	55/46	8G5541	55/41			H55
AQ8XLCTD-60	8XLCT-60	60	8G6050	60/50	8G6046	60/46			H60
AQ8XLCTD-65	8XLCT-65	65	8G6555	65/55	8G6550	65/50	8G6545	65/45	H65
AQ8XLCTD-70	8XLCT-70	70	8G7060	70/60	8G7055	70/55	8G7050	70/50	H70
AQ8XLCTD-75	8XLCT-75	75	8G7565	75/65	8G7560	75/60	8G7555	75/55	H75
AQ8XLCTD-80	8XLCT-80	80	8G8070	80/70	8G8065	80/65	8G8060	80/60	H80
AQ8XLCTD-85	8XLCT-85	85	8G8575	85/75	8G8570	85/70	8G8565	85/65	H85
AQ8XLCTD-90	8XLCT-90	90	8G9080	90/80	8G9075	90/75	8G9070	90/70	H90

Important: Specify model & A/B(mm) when ordering.

KANAZAWA

ALLINTON ENGINEERING & TRADING PTE LTD
331 Jalan Besar Singapore 208983
T65 6296 0679 **W** allinton.com.sg **E** sales@allinton.com.sg

Allinton Catalogue 2017 15.08.2017.indd 317 15/8/17 4:34 pm

AETOMATE

Electric Hydraulic Pump
KLW4000 series

Stock Code	AQ04665
Model	KLW4000
Drive	Electric
Tank capacity	8L
Flow(low-mid-High)	7-1.6-0.8 L/min
Output pressure	40-700bar
Source of power	220V/50HZ
Power	1.1KW
Weight	26.7Kg
Volume (mm)	300x375x458

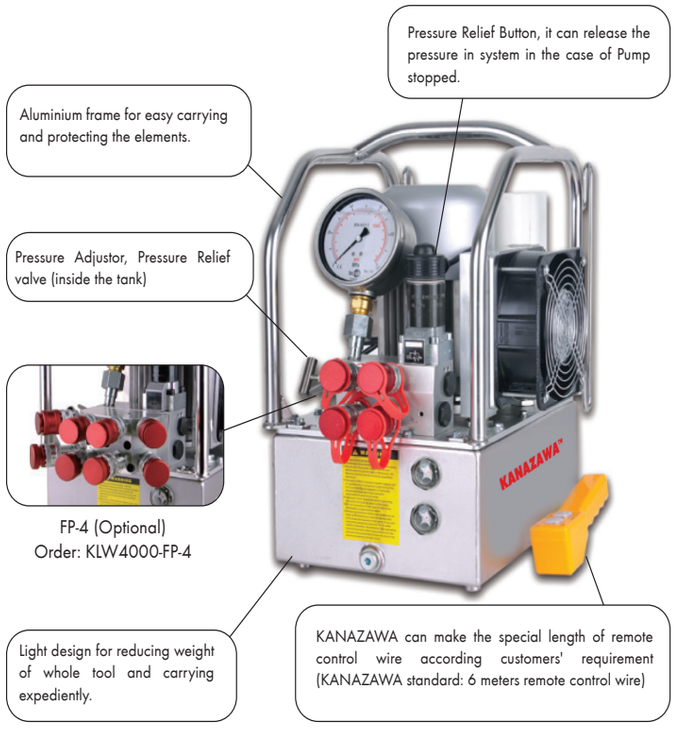

-Compact automatic three stage flow, max efficiency.
-Applicable on both one or two wrenches simultaneously.
-Aluminum oil tank with oil gauge and thermometer.
-Have 0100 high pressure gauge.
-Infinitely variable pressure adjustment between 40-700 bar.
-With the high efficiency radiator the pump can work 24 dirtct hours.
-Can change the motor to fit the different current around the world
-You could change the export components(FP-4), driven four wrenches at the same time.

- Use where air (4-8 bar) is the preferred.
- Compact power there stages flow design.
- Applicable on both one or two wrenchs
- Aluminum oil tank with oil gauge and motor.
- Φ100 diameter pressure gauge.
- Infinitely variable pressure adjustment between 0-1000 0 psi
- With the high efficiency cooling system makes the pum p suitable in-extreme environment.
- You could change the export components (FP-4) ,dri ven four wrenches at the same time.

AQ04886 Pneumatic Hydraulic Pump

Model	Oil capacity (L)	Control retrun circuit	Air Moto (Power/Rotate Speed/ Pressure Output/ Air Input Value)	Power (Kw)	Flow (L/min)			Oil outlet connecting thread	oil retrun port connecting thread	Maxwork pressure (MPà
					Low	Mid	High			
KLW4000N	7	E	Power1.1KW Rotate Speed 3000r/min Pressure Output5~8bar Air Input Value≥ 1.9m3/min	1.1	7	1.6	0.8	NPT1/4	NPT1/4	70

Hydraulic Hoses for Wrench

Stock Code	Model	Model & photograph		Max operating pressure(Mpa)	Hose end		Hose length (m)
					end one	end two	
AQ04659	2JH6445-1	2JH64 Series twin hydraulic hose		72	1/4"NPT	1/4"NPT	4.5
AQ04660	2JH6460-1						6

KANAZAWA

ALLINTON ENGINEERING & TRADING PTE LTD
331 Jalan Besar Singapore 208983
T65 6296 0679 **W** allinton.com.sg **E** sales@allinton.com.sg

Allinton Catalogue 2017 15.08.2017.indd 318 15/8/17 4:34 pm

AETOMATE

RSM series
Single-Acting Low Weight Cylinder



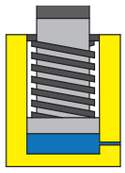

RSM Series Selection Chart

Stock Code	Model	Capacity (Ton)	Stroke (mm)	Min Height (mm)	Outside Diameter (mm)	Effective Area (cm^2)	Oil Capacity (cm^3)	Saddle Diameter (mm)	Weight (Kg)
AQ00365-K	RSM50	5	6	32	58x41	6.5	4	25.4	1.0
AQ00366-K	RSM100	10	11	42	82x55	14.5	18	38.1	1.4
AQ00367-K	RSM200	20	11	51	101x76	28.7	32	50.8	3.1
AQ00368-K	RSM300	30	13	58	117x95	42.1	55	63.4	4.5
AQ00369-K	RSM500	50	16	66	140x114	62.1	99	69.8	6.8
AQ00370-K	RSM750	75	16	79	165x139	102.6	164	82.6	11.3
AQ00371-K	RSM1000	100	16	85	178x153	126.7	203	92.2	14.5
AQ00372-K	RSM1500	150	16	100	215x190	198.1	317	114.3	26.3

RCS series
Single-Acting Low Weight Cylinder

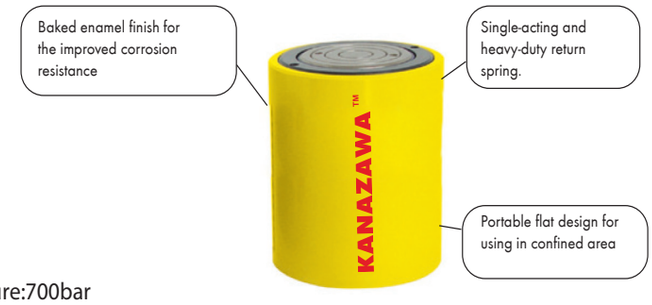

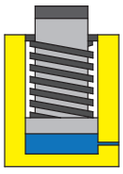

Capacity:10～150Ton
Stroke:38～62mm
Maximum Operating Pressure:700bar

RCS Series Selection Chart

Stock Code	Model	Capacity (Ton)	Stroke (mm)	Min Height (mm)	Outside Diameter (mm)	Effective Area (cm^2)	Oil Capacity (cm^3)	Saddle Diameter (mm)	Weight (Kg)
AQ00360-K	RCS101	10	38	88	69	4.5	55	38.1	4.1
AQ00361-K	RCS201	20	45	98	92	28.7	129	50.8	5.0
AQ00362-K	RCS302	30	62	117	101	42.1	261	66.5	6.8
AQ00363-K	RCS502	50	60	122	124	62.1	373	69.8	10.9
AQ00364-K	RCS1002	100	57	141	165	126.7	722	92.2	22.7

ALLINTON ENGINEERING & TRADING PTE LTD
331 Jalan Besar Singapore 208983
T65 6296 0679 **W** allinton.com.sg **E** sales@allinton.com.sg

Allinton Catalogue 2017 15.08.2017.indd 319 15/8/17 4:34 pm

AETOMATE

RC series
Single-Acting General Purpose Cylinder

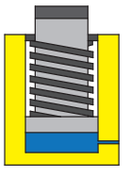

Capacity:5～100T
Stroke:16～362mm
Maximum Operating Pressure:700bar



RC Series Selection Chart

Stock Code	Model	Capacity (Ton)	Stroke (mm)	Min Height (mm)	Outside Diameter (mm)	Effective Area (cm^2)	Oil Capacity (cm^3)	Saddle Diameter (mm)	Thread Size (mm)	Thread Length (mm)	Weight (Kg)
AQ00326-K	RC-50	5	16	41	42x59	6.5	10	25.4	11/2"-16	28	1.1
AQ00327-K	RC-51	5	25	110	38	6.5	16	25.4	11/2"-16	28	1.1
AQ00328-K	RC-53	5	76	165	38	6.5	50	25.4	11/2"-16	28	1.5
AQ00329-K	RC-55	5	127	215	40	6.5	83	25.4	11/2"-16	28	1.9
AQ00330-K	RC-57	5	177	273	40	6.5	115	25.4	11/2"-16	28	2.4
AQ00331-K	RC-59	5	232	323	40	6.5	151	25.4	11/2"-16	28	2.8
AQ00332-K	RC-101	10	26	89	57	14.5	38	38.1	21/4"-14	27	1.8
AQ00333-K	RC-102	10	54	121	57	14.5	78	38.1	21/4"-14	27	2.3
AQ00334-K	RC-104	10	105	171	57	14.5	152	38.1	21/4"-14	27	3.3
AQ00335-K	RC-106	10	156	247	57	14.5	226	38.1	21/4"-14	27	4.4
AQ00336-K	RC-108	10	203	298	57	14.5	294	38.1	21/4"-14	27	5.4
AQ00337-K	RC-1010	10	257	349	57	14.5	373	38.1	21/4"-14	27	6.4
AQ00338-K	RC-1012	10	304	400	57	14.5	441	38.1	21/4"-14	27	6.8
AQ00339-K	RC-1014	10	356	450	57	14.5	516	38.1	21/4"-14	27	8.2
AQ00340-K	RC-151	15	25	124	69	20.3	51	41.4	23/4"-16	30	3.3
AQ00341-K	RC-152	15	51	149	69	20.3	104	41.4	23/4"-16	30	4.1
AQ00342-K	RC154	15	101	200	69	20.3	205	41.4	23/4"-16	30	5.0
AQ04890-K	RC-156	15	152	271	69	20.3	308	41.4	23/4"-16	30	6.8
AQ00343-K	RC-158	15	203	322	69	20.3	411	41.4	23/4"-16	30	8.2
AQ00344-K	RC-1510	15	254	373	69	20.3	516	41.4	23/4"-16	30	9.5
AQ04891-K	RC-1512	15	305	423	69	20.3	619	41.4	23/4"-16	30	10.9
AQ04892-K	RC-1514	15	356	474	69	20.3	723	41.4	23/4"-16	30	11.8
AQ00345-K	RC-251	25	26	139	85	33.2	86	57.2	35/16"-12	49	5.9
AQ00346-K	RC-252	25	50	165	85	33.2	166	57.2	35/16"-12	49	6.4
AQ00347-K	RC-254	25	102	215	85	33.2	339	57.2	35/16"-12	49	8.2
AQ00348-K	RC-256	25	158	273	85	33.2	525	57.2	35/16"-12	49	10.0
AQ00349-K	RC-258	25	210	323	85	33.2	697	57.2	35/16"-12	49	12.2
AQ00350-K	RC-2510	25	261	374	85	33.2	867	57.2	35/16"-12	49	14.1
AQ04893-K	RC-2512	25	311	425	85	33.2	1033	57.2	35/16"-12	49	16.3
AQ00351-K	RC-2514	25	362	476	85	33.2	1202	57.2	35/16"-12	49	17.7
AQ00352-K	RC-308	30	209	387	101	42.1	880	57.2			18.1
AQ00353-K	RC-502	50	51	176	127	71.2	362	79.5	5"-12	55	15.0
AQ00354-K	RC-504	50	101	227	127	71.2	719	79.5	5"-12	55	19.1
AQ00355-K	RC-506	50	159	282	127	71.2	1131	79.5	5"-12	55	23.1
AQ00356-K	RC-5013	50	337	460	127	102.6	2399	79.5	5"-12	55	37.6
AQ00357-K	RC-756	75	156	285	146	71.2	1601	95.2			29.5
AQ04894-K	RC-7513	75	333	492	146	102.6	3417	95.2			59.0
AQ00358-K	RC-1006	100	168	357	177	133.3	2239	104.9			59.0
AQ00359-K	RC-10010	100	260	449	177	133.3	3466	104.9			72.6

KANAZAWA

ALLINTON ENGINEERING & TRADING PTE LTD
331 Jalan Besar Singapore 208983
T65 6296 0679 **W** allinton.com.sg **E** sales@allinton.com.sg

Allinton Catalogue 2017 15.08.2017.indd 320 15/8/17 4:34 pm

AETOMATE

RCH series
Single-Acting Hollow Plunger Cylinder

Capacity:12～100Ton
Stroke:8～155mm
Maximum Operating Pressure:700bar

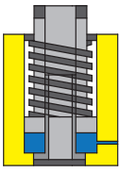

RCH Series Selection Chart

Stock Code	Model	Capacity (Ton)	Stroke (mm)	Min Height (mm)	Outside Diameter (mm)	Effective Area (cm^2)	Oil Capacity (cm^3)	Plunger Diameter (mm)	Hollow Diameter (mm)	Weight (Kg)
AQ00379-K	RCH120	12	8	55	69	17.9	14	35.1	19.6	1.5
AQ00380-K	RCH121	12	42	120	69	17.9	75	35.1	19.6	2.8
AQ00381-K	RCH1211	12	42	120	69	17.9	75	35.1	19.6	2.8
AQ00382-K	RCH123	12	76	184	69	17.9	136	35.1	19.6	4.4
AQ00383-K	RCH202	20	49	162	98	30.7	150	54.1	26.9	7.7
AQ00384-K	RCH206	20	155	306	98	30.7	476	54.1	26.9	14.1
AQ00385-K	RCH302	30	64	178	114	46.6	298	63.5	33.3	10.9
AQ00386-K	RCH306	30	155	330	114	46.6	722	63.5	33.3	21.8
AQ00387-K	RCH603	60	76	247	159	82.3	626	91.9	53.8	28.1
AQ00388-K	RCH606	60	153	332	159	82.3	1259	91.9	53.8	35.4
AQ00389-K	RCH1003	100	76	254	212	133.0	1011	127.0	79.0	63.0

KANAZAWA

ALLINTON ENGINEERING & TRADING PTE LTD
331 Jalan Besar Singapore 208983
T65 6296 0679 **W** allinton.com.sg **E** sales@allinton.com.sg

Allinton Catalogue 2017 15.08.2017.indd 321 15/8/17 4:34 pm

AETOMATE

RRH series
Double-Acting Hollow Plunger Cylinder



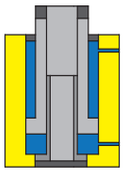

Capacity:30～150Ton
Stroke:38～258mm
Maximum Operating Pressure:700bar

RRH Series Selection Chart

Stock Code	Model	Capacity (Ton)		Stroke (mm)	Min Height (mm)	Outside Diameter (mm)	Effective Area (cm^2)		Oil Capacity (cm^3)		Plunger Diameter (mm)	Hollow Diameter (mm)	Weight (Kg)
		Push	Pull				Push	Pull	Push	Pull			
AQ00390-K	RRH307	30	23	178	330	114	46.6	30.4	829	541	63.5	33.3	21
AQ04902-K	RRH3010	30	23	258	431	114	46.6	30.4	1202	784	63.5	33.3	27
AQ04903-K	RRH603	60	42	89	247	159	82.3	54.2	733	482	91.9	53.8	28
AQ00391-K	RRH606	60	42	166	323	159	82.3	54.2	1366	900	91.9	53.8	35
AQ00392-K	RRH6010	60	42	257	438	159	82.3	54.2	2115	1393	91.9	53.8	45
AQ00393-K	RRH1001	100	68	38	165	212	133.0	87.4	505	333	127.0	79.2	33
AQ04904-K	RRH1003	100	68	76	254	212	133.0	87.4	1011	666	127.0	79.2	61
AQ00394-K	RRH1006	100	68	153	342	212	133.0	87.4	2035	1337	127.0	79.2	79
AQ04905-K	RRH-10010	100	68	257	460	212	133.0	87.4	3420	2246	127.0	79.2	106
AQ04906-K	RRH-1508	150	75	203	349	247	204.1	102.6	4144	2083	152.4	79.2	111

KANAZAWA

ALLINTON ENGINEERING & TRADING PTE LTD
331 Jalan Besar Singapore 208983
T65 6296 0679 **W** allinton.com.sg **E** sales@allinton.com.sg

Allinton Catalogue 2017 15.08.2017.indd 322 15/8/17 4:34 pm

AETOMATE

CLS series
Single-Acting High Tonnage Cylinder



Capacity:50～150Ton
Stroke:50～300mm
Maximum Operating Pressure: 700bar

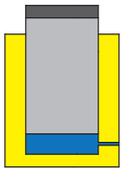

CLS Series Selection Chart

Stock Code	Model	Capacity (Ton)	Stroke (mm)	Min Height (mm)	Outside Diameter (mm)	Effective Area (cm^2)	Oil Capacity (cm^3)	Saddle Diameter (mm)	Weight (Kg)
AQ04760-K	CLS502	50	50	128	125	77.0	355	95	4
AQ04761-K	CLS504	50	100	178	125	77.0	709	95	18
AQ04762-K	CLS506	50	150	228	125	77.0	1064	95	23
AQ04763-K	CLS508	50	200	278	125	77.0	1418	95	28
AQ04764-K	CLS5010	50	250	328	125	77.0	1773	95	33
AQ04765-K	CLS5012	50	300	378	125	77.0	2127	95	38
AQ04766-K	CLS1002	100	50	143	165	132.7	664	130	24
AQ04767-K	CLS1004	100	100	193	165	132.7	1327	130	32
AQ04768-K	CLS1006	100	150	243	165	132.7	1991	130	40
AQ04769-K	CLS1008	100	200	293	165	132.7	2654	130	49
AQ04770-K	CLS10010	100	250	343	165	132.7	3318	130	58
AQ04771-K	CLS10012	100	300	393	165	132.7	3981	130	66
AQ04772-K	CLS1502	150	50	165	205	198.6	993	159	43
AQ04773-K	CLS1504	150	100	215	205	198.6	1986	159	55
AQ04774-K	CLS1506	150	150	265	205	198.6	2979	159	69
AQ04775-K	CLS1508	150	200	315	205	198.6	3972	159	82
AQ04776-K	CLS15010	150	250	365	205	198.6	4965	159	95
AQ04777-K	CLS15012	150	300	415	205	198.6	5958	159	108
AQ04778-K	CLS2002	200	50	193	235	265.9	1330	184	66
AQ04779-K	CLS2006	200	150	293	235	265.9	3989	184	101
AQ04780-K	CLS20010	200	250	393	235	265.9	6648	184	136
AQ04781-K	CLS2502	250	50	193	275	366.4	1932	216	90
AQ04782-K	CLS2506	250	150	293	275	366.4	5496	216	137
AQ04783-K	CLS25010	250	250	393	275	366.4	9160	216	184
AQ04784-K	CLS3002	300	50	235	310	456.2	2281	241	137
AQ04785-K	CLS3006	300	150	335	310	456.2	6843	241	198
AQ04786-K	CLS30010	300	250	435	310	456.2	11405	241	258
AQ04787-K	CLS4002	400	50	265	350	559.9	2800	267	200
AQ04788-K	CLS4006	400	150	365	350	559.9	8399	267	275
AQ04789-K	CLS40010	400	250	465	350	559.9	13998	267	352
AQ04790-K	CLS5002	500	50	295	400	730.6	3656	305	289
AQ04791-K	CLS5006	500	150	395	400	730.6	10967	305	390
AQ04792-K	CLS50010	500	250	495	400	730.6	18278	305	489
AQ04793-K	CLS6002	600	50	310	430	855.3	4277	330	350
AQ04794-K	CLS6006	600	150	410	430	855.3	12830	330	465
AQ04795-K	CLS60010	600	250	510	430	855.3	21383	330	582
AQ04796-K	CLS8002	800	50	355	505	1176.3	5882	387	549
AQ04797-K	CLS8006	800	150	455	505	1176.3	17645	387	709
AQ04798-K	CLS80010	800	250	555	505	1176.3	29408	387	870
AQ04799-K	CLS10002	1000	50	385	560	1465.7	7329	432	729
AQ04800-K	CLS10006	1000	150	485	560	1465.7	21986	432	921
AQ04801-K	CLS100010	1000	250	585	560	1465.7	36643	432	1113

KANAZAWA

ALLINTON ENGINEERING & TRADING PTE LTD
331 Jalan Besar Singapore 208983
T65 6296 0679 **W** allinton.com.sg **E** sales@allinton.com.sg

Allinton Catalogue 2017 15.08.2017.indd 323 15/8/17 4:34 pm

AETOMATE

CLL series
Single-Acting Lock Nut Cylinder

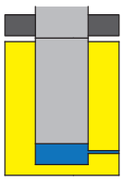

Capacity:50～1000Ton
Stroke:50～300mm
Maximum Operating Pressure: 700bar

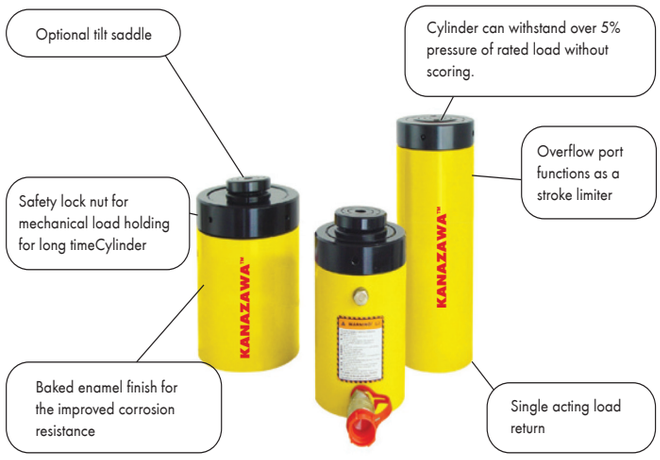

CLLSeries Selection Chart

Stock Code	Model	Capacity (Ton)	Stroke (mm)	Min Height (mm)	Outside Diameter (mm)	Effective Area (cm^2)	Oil Capacity (cm^3)	Thread Length (mm)	Weight (Kg)
AQ04844-K	CLL502	50	50	164	125	70.9	355	95	15
AQ04845-K	CLL504	50	100	214	125	70.9	709	95	20
AQ04846-K	CLL506	50	150	264	125	70.9	1064	95	25
AQ04847-K	CLL508	50	200	314	125	70.9	1418	95	30
AQ04848-K	CLL5010	50	250	364	125	70.9	1773	95	35
AQ04849-K	CLL5012	50	300	414	125	70.9	2127	95	40
AQ04850-K	CLL1002	100	50	187	165	132.7	664	130	30
AQ04851-K	CLL1004	100	100	237	165	132.7	1327	130	39
AQ04852-K	CLL1006	100	150	287	165	132.7	1991	130	48
AQ04853-K	CLL1008	100	200	337	165	132.7	2654	130	56
AQ04854-K	CLL10010	100	250	387	165	132.7	3318	130	64
AQ04855-K	CLL10012	100	300	437	165	132.7	3981	130	73
AQ04856-K	CLL1502	150	50	209	205	198.6	993	159	53
AQ04857-K	CLL1504	150	100	259	205	198.6	1986	159	66
AQ04858-K	CLL1506	150	150	309	205	198.6	2979	159	78
AQ04859-K	CLL1508	150	200	359	205	198.6	3972	159	92
AQ04860-K	CLL15010	150	250	409	205	198.6	4965	159	104
AQ04861-K	CLL15012	150	300	459	205	198.6	5958	159	117
AQ04862-K	CLL2002	200	50	243	235	265.6	1330	184	83
AQ04863-K	CLL2006	200	150	343	235	265.6	3989	184	117
AQ04864-K	CLL20010	200	250	443	235	265.6	6648	184	152
AQ04865-K	CLL2502	250	50	249	275	265.6	1832	216	116
AQ04866-K	CLL2506	250	150	349	275	265.6	5496	216	162
AQ04867-K	CLSL25010	250	250	449	275	265.6	9160	216	210
AQ04868-K	CLL3002	300	50	295	310	456.2	2281	241	173
AQ04869-K	CLL3006	300	150	395	310	456.2	6843	241	233
AQ04870-K	CLL30010	300	250	495	310	456.2	11405	241	293
AQ04871-K	CLL4002	400	50	335	350	559.9	2800	267	250
AQ04872-K	CLL4006	400	150	435	350	559.9	8399	267	327
AQ04873-K	CLL40010	400	250	535	350	559.9	13998	267	402
AQ04874-K	CLL5002	500	50	375	400	731.1	3656	305	367
AQ04875-K	CLL5006	500	150	475	400	731.1	10967	305	466
AQ04876-K	CLL50010	500	250	575	400	731.1	18278	305	567
AQ04877-K	CLL6002	600	50	395	430	854.8	4277	330	446
AQ04878-K	CLL6006	600	150	495	430	854.8	12830	330	562
AQ04879-K	CLL60010	600	250	595	430	854.8	21383	330	679
AQ04880-K	CLL8002	800	50	455	505	1176.9	5882	387	709
AQ04881-K	CLL8006	800	150	555	505	1176.9	17645	387	870
AQ04882-K	CLL80010	800	250	655	505	1176.9	29408	387	1029
AQ04883-K	CLL10002	1000	50	495	560	1466.4	7329	432	949
AQ04884-K	CLL10006	1000	150	595	560	1466.4	21986	432	1141
AQ04885-K	CLL100010	1000	250	695	560	1466.4	36643	432	1333

KANAZAWA

ALLINTON ENGINEERING & TRADING PTE LTD
331 Jalan Besar Singapore 208983
T65 6296 0679 **W** allinton.com.sg **E** sales@allinton.com.sg

Allinton Catalogue 2017 15.08.2017.indd 324 15/8/17 4:34 pm

AETOMATE

CLRG series
Double-Acting High Tonnage Cylinder



Optional Tilt Saddle

Model	Dimension A/B	Graph	Application
CAT100	71/24	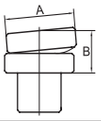	CLL 50T CLS 75T CLR 100T
CAT200	130/27	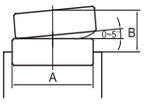	CLL 100T CLS 200T CLR 200T

Capacity:10～1000Ton
Stroke:50～511mm
Maximum Operating Pressure:700bar

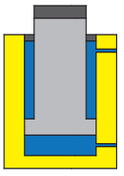

CLRG Series Selection Chart

Stock Code	Model	Capacity (Ton)		Stroke (mm)	Min Height (mm)	Outside Diameter (mm)	Effective Area (cm^2)		Oil Capacity (cm^3)		Saddle Diameter (mm)	Weight (Kg)
		Push	Pull				Push	Pull	Push	Pull		
AQ04804-K	CLRG506	50	10.5	156	331	127	71.2	21.5	1111	335	80	30
AQ04806-K	CLRG5020	50	10.5	511	733	127	71.2	21.5	3638	1099	95	68
AQ04807-K	CLRG5013	50	10.5	334	509	127	71.2	21.5	2378	718	80	52
AQ04808-K	CLRG1002	100	44	50	182	165	132.7	61.9	664	310	95	27
AQ04809-K	CLRG1004	100	44	100	232	165	132.7	61.9	1327	619	95	33
AQ04810-K	CLRG1006	100	44	150	282	165	132.7	61.9	1991	929	95	37
AQ04811-K	CLRG1008	100	44	200	332	165	132.7	61.9	2654	1238	95	44
AQ04812-K	CLRG10010	100	44	250	382	165	132.7	61.9	3318	1548	95	50
AQ04813-K	CLRG10012	100	44	300	432	165	132.7	61.9	3981	1857	95	57
AQ04814-K	CLRG1502	150	69	50	196	216	198.6	96.5	993	483	114	47
AQ04815-K	CLRG1504	150	69	100	246	216	198.6	96.5	1986	965	114	57
AQ04816-K	CLRG1506	150	69	150	296	216	198.6	96.5	2979	1448	114	67
AQ04817-K	CLRG1508	150	69	200	346	216	198.6	96.5	3972	1930	114	77
AQ04818-K	CLRG15010	150	69	250	396	216	198.6	96.5	4965	2413	114	87
AQ04819-K	CLRG15012	150	69	300	446	216	198.6	96.5	5958	2895	114	97
AQ04820-K	CLRG2002	200	90	50	216	240	265.9	127.0	1328	633	133	67
AQ04821-K	CLRG2006	200	90	150	316	240	265.9	127.0	3984	1898	133	92
AQ04822-K	CLRG20010	200	90	250	416	240	265.9	127.0	6640	3163	133	117
AQ04823-K	CLRG2502	250	109	50	237	285	366.4	152.6	1831	760	165	105
AQ04824-K	CLRG2506	250	109	150	337	285	366.4	152.6	5492	2280	165	141
AQ04825-K	CLRG25010	250	109	250	437	285	366.4	152.6	9153	3800	165	176
AQ04826-K	CLRG3002	300	108	50	350	325	456.2	151.4	2281	756	197	204
AQ04827-K	CLRG3006	300	108	150	450	325	456.2	151.4	6843	2267	197	252
AQ04828-K	CLRG30010	300	108	250	550	325	456.2	151.4	11405	3778	197	299
AQ04829-K	CLRG4002	400	138	50	380	367	559.9	193.5	2800	969	216	281
AQ04830-K	CLRG4006	400	138	150	480	367	559.9	193.5	8399	2907	216	342
AQ04831-K	CLRG40010	400	138	250	580	367	559.9	193.5	13998	4845	216	405
AQ04832-K	CLRG5002	500	177	50	425	405	730.6	247.6	3656	1242	248	411
AQ04833-K	CLRG5006	500	177	150	525	405	730.6	247.6	10967	3726	248	493
AQ04834-K	CLRG50010	500	177	250	625	405	730.6	247.6	18278	6210	248	575
AQ04835-K	CLRG6002	600	211	50	445	440	855.3	295.4	4274	1475	267	494
AQ04836-K	CLRG6006	600	211	150	545	440	855.3	295.4	12822	4424	267	586
AQ04837-K	CLRG60010	600	211	250	645	440	855.3	295.4	21370	7373	267	678
AQ04838-K	CLRG8002	800	277	50	695	515	1176.3	387.0	885	1939	317	759
AQ04839-K	CLRG8006	800	277	150	595	515	1176.3	387.0	17654	5816	317	885
AQ04840-K	CLRG80010	800	277	250	695	515	1176.3	387.0	29423	9693	317	1019
AQ04841-K	CLRG10002	1000	388	50	535	570	1465.7	541.7	7332	2715	342	1012
AQ04842-K	CLRG10006	1000	388	150	635	570	1465.7	541.7	21996	8144	342	1168
AQ04843-K	CLRG100010	1000	388	250	735	570	1465.7	541.7	36660	13573	342	1325

KANAZAWA

ALLINTON ENGINEERING & TRADING PTE LTD
331 Jalan Besar Singapore 208983
T65 6296 0679 **W** allinton.com.sg **E** sales@allinton.com.sg

AETOMATE

CLP series
Single-Acting Pancake Lock Nut Cylinder

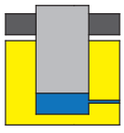

Capacity:60～520Ton
Stroke:45～50mm
Maximum Operating Pressure: 700bar

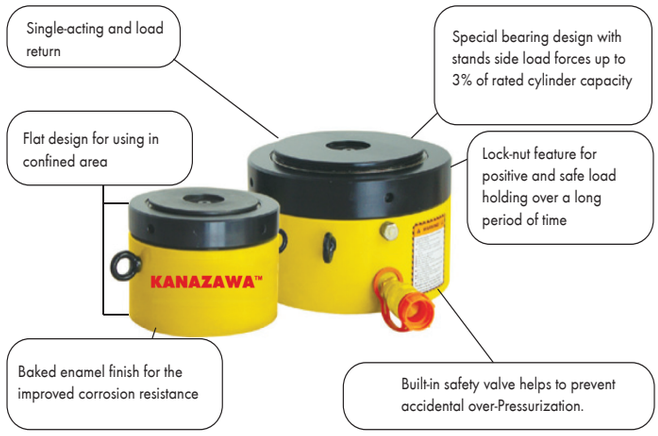

CLP Series Selection Chart

Stock Code	Model	Capacity (Ton)	Stroke (mm)	Min Height (mm)	Outside Diameter (mm)	Effective Area (cm^2)	Oil Capacity (cm^3)	Saddle Diameter (mm)	Weight (Kg)
AQ04895-K	CLP602	60	50	125	140	86.6	432	104	15
AQ04896-K	CLP1002	100	50	137	175	146.8	734	136	26
AQ04897-K	CLP1602	160	45	148	220	231.3	1040	171	44
AQ04898-K	CLP2002	200	45	155	245	285.6	1285	190	57
AQ04899-K	CLP2502	260	45	159	275	366.8	1650	216	74
AQ04900-K	CLP4002	400	45	178	350	559.5	2517	266	134
AQ04901-K	CLP5002	520	45	192	400	730.6	3287	305	189

MP-Series Electric Pumps

•Double-speed designed, infinitely variable pressure adjustment between 0-700 bar.
•Modularity product, supply more than 200 kinds of electric pump, and there are 5 different valves that can be chosen, 4-56L multiple oil tank, and many different electrical machinery (100-120V, 200-240V, 350-420V).
•MP-series electric hydraulic pumps suits to a wide variety of industrial and application fields to work as lifting, pushing, pulling, bending, pressing, punching and many other applications. It is an economical and durable power source.

Stock Code	AQ04887
Model	MPO8HS12
Source of Power	230V/50hz
Power	1.0KW single phase power
Flow L/min	low 5,5
	high 0,6
Valve tape	TypeH:Solenoid Valve(double-acting) input/lock/output
Volue	10L/8L
Weight (Kg)	21.5

Type H: Solenoid Valve(double-acting)

Hydraulic Hoses for Jack

Stock Code	Model	Model & photograph		Max operating pressure(Mpa)	Hose end		Hose length (m)
					end one	end two	
AQ04657	JH7818	JH78 Series hydraulic house		72	3/8"NPT	3/8"NPT	1.8
AQ04658	JH7845						4.5

KANAZAWA

ALLINTON ENGINEERING & TRADING PTE LTD
331 Jalan Besar Singapore 208983
T65 6296 0679 **W** allinton.com.sg **E** sales@allinton.com.sg

Allinton Catalogue 2017 15.08.2017.indd 326 15/8/17 4:34 pm

AETOMATE

P series

Hydraulic Hand Pump(700~1600Bar)



P Series Hand Pump Table Parameters

GA-3 GA20

Stock Code	Model	Max Pressure (Mpa)	Oil interface	Gauge interface
AQ04666	GA-3	70	3/8" NPT	1/4" NPT
AQ04667	GA20	200	1/4" BSP	1/2" BSP

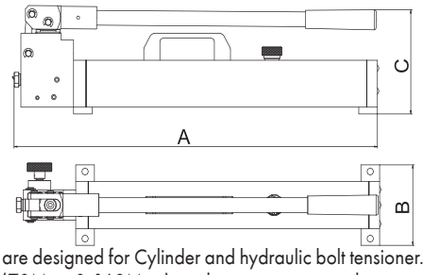

P-series hydraulic hand pumps are designed for Cylinder and hydraulic bolt tensioner. Its pressure anew to two types(70Mpa & 160Mpa), and customers can order every size of oil tank for different equipment. KANAZAWA serves a wide range accessory for this series. These products which are designed for serving true resolutions, entitled with TUV seal result of an effort with appropriate directives.

P Series Hand Pump Selection Chart

Stock Code	Model	Pressure Mpa		One Stroke Oil (ml)		Full Tank Oil (ml)	Available Oil (ml)	Handle Force (N)	Size (mm)			Oil interface	Gauge interface	Weight (Kg)
		Low	HI	Low	HI				A	B	C			
AQ04661	P392	2.5	70	32	2.5	1670	1440	300	577	120	170	3/8"NPT	1/4"NPT	6.3
AQ04662	P80	2.5	70	32	2.5	2259	1980	300	577	120	170	3/8"NPT	1/4"NPT	8
AQ04663	P160	2.5	70	32	2.5	3580	3240	300	577	140	190	3/8"NPT	1/4"NPT	10
AQ04664	P462	2.5	70	32	2.5	6480	5860	350	577	220	190	1/4"BSP	1/4"NPT	14.5

G series

Glycerin Filled Hydraulic Pressure Gauge

▲ Standard calibration with dual scale reading for psi and bar.
▲ All the pressure sensing components are sealed with glycerin and dampened proof to guarantee durability.
▲ Including a safety seal ring and pressure equalling membrane.

Stock Code	Model & photograph		Port	Face Diameter (mm) and pressure range(Mpa)	Gauge adaptor
AQ04669	GN0610		1/4 NPT External screw thread	MPa/Bar Double Scale 0-100MPa	
AQ04670	GG1010		1/2 BSP External screw thread	MPa/Bar Double scale 0-100MPa	

Superhigh pressure series
Hydraulic Component(in common use)

Stock Code	Model & photograph		Description	Application	Hydraulic Symbol
AQ04671	V-66 Manually operated check valve		Used for load holding applications with single and double acting cylinders. Valve is manually opened to allow oil to flow back to tank when cylinder retracts.	Single-acting hydraulic pump &Double-acting hydraulic pump	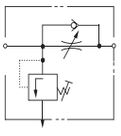
AQ04672	V-82 Needle valve		The control cylinder speed,can also be used as shut-off valve for temporary load holding. 3/8NPT Female ports.	Single-acting hydraulic pump &Double-acting hydraulic pump	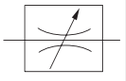

KANAZAWA

ALLINTON ENGINEERING & TRADING PTE LTD
331 Jalan Besar Singapore 208983
T65 6296 0679 **W** allinton.com.sg **E** sales@allinton.com.sg

Allinton Catalogue 2017 15.08.2017.indd 327 15/8/17 4:34 pm

C Series Quick Coupler

Stock Code	Model	Picture	Max Operating Pressure	Male half	Femal half	Connecting	Dimensitions							
							A	B	C	D	E	F	G	J
AQ04888	C901		70MPa	C9014	C9013	Spiral Lock	97	61	1/4" NPT	29		22	22	
AQ04889	C902		70MPa	C9022	C9021	Spiral Lock	108	71	3/8" NPT	35		24	24	

C. Series Quick Coupler Dimension

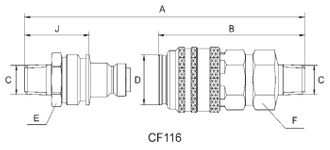

CF116

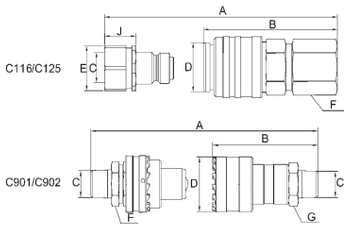

J Series Connecting Accessory

Stock Code	Model	J 01 Series
AQ04918	J01-01	NPT 1/4" (F)-NPT 1/4" (F)
AQ04919	J01-02	NPT 3/8" (F)-NPT 1/4" (F)
AQ04920	J01-03	NPT 3/8" (F)-NPT 3/8" (F)

Stock Code	Model	J 02 Series
AQ04921	J02-06	NPT 1/4" (M) -NPT 1/4" (M)
AQ04922	J02-07	NPT 1/4" (M) -NPT 3/8" (M)
AQ04923	J02-10	NPT 3/8" (M)-NPT 3/8" (M)

Stock Code	Model	J03 Series
AQ04924	J03-01	NPT 1/4" (m)-G 1/4" (F)
AQ04925	J03-06	NPT 1/4" (F) -G 1/4" (m)
AQ04926	J03-07	NPT 1/4" (F)-NPT 3/8" (M)

Solenoid Valve -VGS2

AQ05105

Solenoid Valve-VGZ3

AQ05106

Solenoid Valve VGZ4

AQ05107

Air Valve (Operated)VPZ3-1B

AQ05108

Directional Control Valve VH1

AQ05109

Shut-off Valve- IV4

AQ05110

Manifolds



Stock Code	Model	Length
AQ04927	A-64	7"
AQ04928	A-65	14"

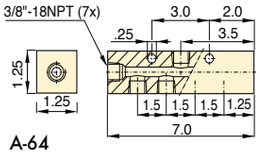

A-64

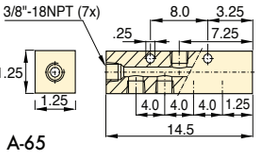

A-65

ALLINTON ENGINEERING & TRADING PTE LTD
331 Jalan Besar Singapore 208983
T65 6296 0679 **W** allinton.com.sg **E** sales@allinton.com.sg

Allinton Catalogue 2017 15.08.2017.indd 328 15/8/17 4:34 pm

IHP-8in Self Contained Hydraulic Puller

- Comes with 2/3 jaws combination puller head.
- Broad capacity range of 4, 6, 8 and 15 tons.
- Intergrated safety valve for overload protection.
- Spring loaded hydraulic cylinder rod.
- Removable and 360 degrees rotary pump handle.
- High quality, heat treated forged alloy steel components provide superior reliability and service.
- Have been vigorously tested for top performance and perfection.
- Light weight and compact design.
- Comes with fast adjusting nut for rapid adjustment.
- Extra long jaws for added capability of pulling a wider variety of parts (some models only).
- Supplied with sturdy storage case.



Stock Code	Mode	Capacity (tons)	Reach (mm)	Speed (mm)	Stroke (mm)	Jaw (mm)				Cyl. body (mm)			Weight (kg)
						A	B	C	D	E	F	G	
AQ04912-K	IHP-4in	4	152	30-150	55	11	6	22	32	53	42	25	4.5
AQ04913-K	IHP-6in	6	152	30-200	82	11	6	22	32	83	42	25	6.6
AQ04914-K	IHP-8in	8	190	30-250	82	11	10	25	51	83	50	28	6.6
AQ04915-K	IHP-15in	15	229	30-280	82	14	10	29	51	83	60	35	8.0

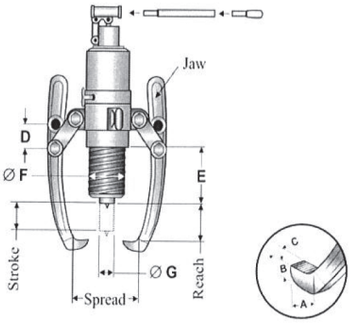

IHP-10in Self Contained Hydraulic Puller -COBRA

- Life time warranty for Jaws and puller head.
- The perfect shape and structure for puller jaws in the world.
- Comes with 2/3 jaws combination puller head.
- Broad capacity range of 10,12, 20, 25 and 30 tons
- Integrated safety valve for overload protection.
- Spring loaded hydraulic cylinder rod.
- Removable and 360 degrees rotary pump handle.
- High quality, heat treated forged alloy steel components provide superior reliability and service.
- Have been vigorously tested for top performance and perfection.
- Light weight and compact design.
- Comes with fast adjusting nut for rapid adjustment.
- Extra long jaws for added capability of pulling a wider variety of parts (some models only).
- Supplied with sturdy storage case.

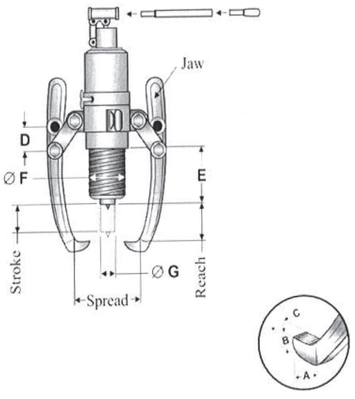

Stock Code	Mode	Capacity (tons)	Reach (mm)	Speed (mm)	Stroke (mm)	Jaw (mm)				Cyl. body (mm)			Weight (kg)
						A	B	C	D	E	F	G	
AQ04907-K	IHP-10inC	10	182	30-280	82	11	6	22	32	113	42	25	5.6
AQ04908-K	IHP-12inC	12	220	50-305	82	11	10	25	51	113	50	28	7.6
AQ04909-K	IHP-20inC	20	259	50-356	82	14	10	29	51	113	60	35	10.0
AQ04910-K	IHP-25inC	25	300	50-406	110	30	28	33	75	140	70	45	20.0
AQ04911-K	IHP-30inC	30	375	50-540	110	27	36	38	78	170	74	55	31.0

C : Cobra Jaw L : Long Jew B : Short & Long Jaw

ALLINTON ENGINEERING & TRADING PTE LTD
331 Jalan Besar Singapore 208983
T65 6296 0679 **W** allinton.com.sg **E** sales@allinton.com.sg

Allinton Catalogue 2017 15.08.2017.indd 329 15/8/17 4:34 pm

Master Puller Sets

AQ00445

- Supplied with a fully hydraulic set including pump, hose, cylinder, gauge and gauge adaptor in a wooden case
- All Master Puller Sets include a Grip Puller, a Cross Bearing Puller, a Bearing Cup Puller and a Bearing Puller which can be ordered separately. See items 10, 20, 30 and 40
- High quality, forged steel components provide superior reliability and service
- Sets include speed crank and adjusting screw for fast contact to work before hyraulics are applied

* Includes FZ-1630 Adaptor.

Master Puller Set Capacity		8 Ton	20 Ton	30 Ton	50 Ton
	Stock Code	AQ00445	AQ00446	AQ00447	AG00448
	Model No.	BHP-1752*	BHP-2751G	BHP-3751G	BHP-5751G
Included Hydraulics:	Set Weight	82lbs	198lbs	380lbs	657lbs
Hand Pump		P-142	P-392	P-392	P-80
Cylinder		RWH-121	RCH-202	RCH-302	RCH-603
Saddle		–	HP-2015	HP-3015	HP-5016
Hose		HB-7206QB	HC-7206	HC-7206	HC-7206
Gauge		GF-120P	GF-813P	GF-813P	GF-813P
Gauge Adaptor		GA-4	GA-3	GA-3	GA-3
Included Pullers:					
10 Grip Puller		BHP-1762	BHP-252	BHP-352	BHP-552
20 Cross Bearing Puller		BHP-1772	BHP-262	BHP-362	BHP-562
30 Bearing Cup Puller		BHP-180	BHP-280	BHP-380	BHP-580
40 Bearing Puller		BHP-181	BHP-282	BHP-382	BHP-582
Wooden Case		CW-166	CW-166	CW-550	CW-750

Grip Puller Sets

AQ00451

- Precise hydraulic control allows fast, efficient and safe pulling
- High quality, forged steel components provide superior reliability and service
- Available with and without full hydraulic set
- Wooden case supplied standard

* Grip Puller model number without hydraulics.
** Dimensions in inches.
*** Includes FZ-1630 Adaptor

Master Puller Set Capacity		8 Ton	20 Ton	30 Ton	50 Ton
	Stock Code	AQ00449	AQ00450	AQ00451	AG00452
	Model No.	BHP-152	BHP-251G	BHP-351G	BHP-551G
Included Hydraulics:	Set Weight	82lbs	198lbs	380lbs	657lbs
Hand Pump		P-142	P-392	P-392	P-80
Cylinder		RWH-121	RCH-202	RCH-302	RCH-603
Saddle		–	HP-2015	HP-3015	HP-5016
Hose		HB-7206QB	HC-7206	HC-7206	HC-7206
Gauge		GF-120P	GF-813P	GF-813P	GF-813P
Gauge Adaptor		GA-4	GA-3	GA-3	GA-3
10 Grip Puller	Model No.				
Maximum Spread**	2-jaw	BHP-1762	BHP-252	BHP-352	BHP-552
	3-jaw	BHP-1772	BHP-262	BHP-362	BHP-562
Maximum Reach**	2-jaw	BHP-180	BHP-280	BHP-380	BHP-580
	3-jaw	BHP-181	BHP-282	BHP-382	BHP-582
Jaw**	Thickness	CW-166	CW-166	CW-550	CW-750
	Width				
Adjusting Screw**	Thread				
	Length				
Wooden Case					

Complete Puller System

- Life time warranty Jaws and puller head
- The perfect shape and structure for puller jaws in the world
- Capacity range of 6,8,10 and 12 tons
- Integrated safety valve for overload protection
- Spring loaded hydraulic cylinder rod
- Rwmovable and 360 degrees rotary pump handle
- Have been vigorously tested for top performance and perfection
- Light weight and compact design
- Comes with fast adjusting nut for rapic adjustment.
- Complete pulling system which comprises of hydraulic power module, two-way puller head, jaws, legs, bearing pulling affachment(some models only)
- Supplied with sturdy storage case

Stock Code	Model Number	Capacity	Reach (mm)	Spread (mm)	Stroke (mm)	Jaw (mm)			Cyl body (mm)			Net Weight	Gross Weight
						A	B	C	D	E	F	Kg	Kg
AQ04916	IHP-605	6 Tons	190/300	90-210	82	15	7	24	85	42	25	12.55	15.05
AQ04917	IHP-605C	10 Tons							103			12.45	14.95
AQ04918	IHP-805	8 Tons	245/300						85	50	28	13.66	16.16
AQ04919	IHP-805C	12 Tons							103			13.5	17.95



Mechanical Wedge Spreader

Stock Code	Model	Max. Spreading force (Ton)	Tip clearance (mm)	Max, Spread (mm)	Type	Oil capacity (cm2)	G.W (Kg)
AQ04950	HHP-8	8	6	77	Mechanical type	-	10.4
AQ04941	HHP-10	10	6	81	Hydraulic type	70	11.5
AQ04952	HHP-1481	14	6	81	Hydraulic type	70	10.2
AQ04955	HPP-1500	15	6	81	Hydraulic type	70	7.7

AQ04950

ALLINTON ENGINEERING & TRADING PTE LTD
331 Jalan Besar Singapore 208983
T65 6296 0679 **W** allinton.com.sg **E** sales@allinton.com.sg

Allinton Catalogue 2017 15.08.2017.indd 330 15/8/17 4:34 pm

Hydraulic Flange Spreaders

- Lightweight, ergonomic design for ease of use
- Adjustable jaw widths from 70 to 216 mm for a wide range of application
- Single-acting, spring return
- Operated by hydraulic pump with with rated pressure of 700 bar

ASA rating (bar)	Pipe size (mm) HHP-538	HHP-1054
10	127-508	558-1066
20	63-355	406-711
27	63-304	355-609
35	63-254	304-508
62	12-152	203-406
103	12-88	101-203
172	12-63	76-101

Stock Code	Model	Max Flange thickness (mm)	Stud Size (mm)	Standard Wedge (mm)	Output Force (ton)	Stroke (mm)	Packing Size (cm)	G.W (kg)
AQ04953	HHP-538	2 X 57	19-28	3-28	5	38	24X23X10	6
AQ04954	HHP-1054	2 X 92	31-41	3-28	10	54	32X31X14	13.2

Hydraulic Flange Spreader

KIT COMPONENTS STD AQ04920

Model: SW15TE- STD
Stock Code: AQ04955
1 x SW15TE Wedgehead
1 x 700 bar (10 000 psi) Hydraulic Hose, 2 m (78.7")
1 x 700 bar (10 000 psi) Hydraulic Cylinder
1 x 700 bar (10 000 psi) HP350S Sealed Hand Pump with Gauge
1 x Safety Block
1 x Pair of Stepped Blocks
1 x Hex Key
1 x Instruction Manual
1 x Carry Case
Product Code: SW15TESTDSPB

KIT COMPONENTS MAXI AQ04921

Model: SW15TE –MAXI
Stock Code: AQ0 4956
2 x SW15TE Wedgeheads
2 x 700 bar (10 000 psi) Hydraulic Hose, 2 m (78.7")
2 x 700 bar (10 000 psi) Hydraulic Cylinder
1 x 700 bar (10 000 psi) HP350D Sealed Hand Pump with Gauge
2 x Safety Blocks
2 x Pair of Stepped Blocks
2 x Hex Keys
1 x Instruction Manual
1 x Carry Case
Product Code: SW15TEMAXSPB

Hydraulic Knockout Punch

RIDGID

AH23477

Combines ease of hydraulic operation and precision-ground knockouts to provide clean, quick holes. Available with foot or hand pumps.

- Precision-ground 3-point punch/die sets
  - Capacity to 4" in 10 gauge mild or 16 gauge stainless steel
- Powerful 11 ton hydraulic ram
- Pumps equipped with internal safety relief valve
- Ram and pump equipped with quick disconnect couplers

Stock Code	Model No.	Description lb.	Weight kg	
AH23477	HKO-186	½"–2" hydraulic kit w/ Hand Pump (Includes 2 Draw Bolts, Draw bar, Spacers, 3' Hose)	31.60	14, 3
AH24587	HKO-1810	½"–4" hydraulic Kit w/ Hand Pump (Above w/ KOPD 254 Kit)	61.10	27,7

AH23487
No.KOPD-52

Stock Code	Description
AH23487	No. KOPD-52 Set With ½", ¾", 1", 1¼", 1½", 2" Punches and Dies Case

Knockout Punch Set

- Precision-ground 3-point punches
- Tool steel tough dies
- Sturdy case

AH23492
No.KOPD-254

Stock Code	Description
AH23492	No. KOPD-254 Set With 2½", 3", 3½", 4" Punches and Dies Case

Conduit Size in	Actual Hole Size in	mm	Punch Model No.	Punch Weight lb.	kg	Die Model No.	Die Weight lb.	kg	Hydraulic Kit Draw Bolt No.	Manual Kit Draw Bolt No.
1/2	7/8	22,5	17497	1/2	0,2	17547	1	0,5	17602	31802
3/4	11/8	28,3	17502	1/2	0,2	17552	3/4	0,3	17597	31807
1	13/8	34,6	17507	3/4	0,3	17557	1	0,5	17597	31807
1 1/4	1 11/16	43,3	17512	1 1/4	0,6	17562	1 1/2	0,7	17597	31807
1 1/2	1 15/16	49,7	17517	2 1/4	1,0	17567	2	0,9	17597	31807
2	2 7/16	61,8	17522	4	1,8	17572	3 1/4	1,5	17597	31807
2 1/2	2 15/16	74.4	17527	3 1/4	1,5	17577	3 1/4	1,5	17597	31807
3	3 9/16	90,6	17532	5	2,3	17582	5 1/4	2,4	17597	31807
3 1/2	4 1/16	103,2	17537	3 1/4	1,5	17587	3	1,4	17597	31807
4	4 9/16	116,0	17542	5	2,3	17592	4 1/4	1,9	17597	31807

ALLINTON ENGINEERING & TRADING PTE LTD
331 Jalan Besar Singapore 208983
T65 6296 0679 **W** allinton.com.sg **E** sales@allinton.com.sg

Allinton Catalogue 2017 15.08.2017.indd 331 24/8/17 2:46 pm

AETOMATE

Self-contained Hydraulic Nut Splitters

AQ05120
HHQ-24

AQ05121
HHQ-27

- Unique angled head design
- Heavy duty cutting head made of special steel
- Rugged and durable
- Easy and simple operation
- Comes in plastic carry case
- Competitors: Equaliser International

型号 Model	吨位 Tonnage (T)	破切范围 Splitting range (mm)	整机重量 G.W. (kg)	体积 Volume (mm)
HHQ-24	14	M8-M24	8	620x150x100
HHQ-27	20	M22-M27	8	540x160x100

Hydraulic Nut Splitters

AQ05112

- Compact and ergonomic design, easy to use
- Unique angled head design
- Heavy duty cutting head made of special steel
- Sing acting, spring return
- Supplied with 3/8NPT coupling and dust cap
- Operated by hydraulic pump with rated pressure of 700 bar

Stock Code	Model	Tonnage (T)	Splitting range (mm)	G.W. (kg)	Volume (mm)
AQ05112	HHQ-24B	14	M8-M24	2.5	220x90x90
AQ05113	HHQ-1319	5	M6-M12	1.5	210x120x80
AQ05114	HHQ-1924	10	M12-M16	2	210x120x80
AQ05115	HHQ-2432	15	M16-M22	3.5	250x160x100
AQ05116	HHQ-3241	20	M22-M27	4.5	250x160x100
AQ05117	HHQ-4150	35	M27-M33	8.2	320X95X95
AQ05118	HHQ-5060	50	M33-M39	11.8	355X110X110
AQ05119	HHQ-6070	90	M39-M48	34.1	420X158X158

ALLINTON ENGINEERING & TRADING PTE LTD
331 Jalan Besar Singapore 208983
T65 6296 0679 **W** allinton.com.sg **E** sales@allinton.com.sg

Knockout Punches

PATENTED DESIGN
- Unique Slug-Splitting action.
- Punch faster.

SLUG-BUSTER®
- Up to 1000 holes in 3.0 mm mild steel
- also for aluminum, plastic, fiberglass and occasionally on stainless steel.
- 15.2 mm to 64 mm diameter

SLUG-SPLITTER®
- Specially designed for stainless steel up to 3.5 mm
- Extra durable high quality machine steel
- Excellent for fiberglass
- 15.2 mm to 64.0 mm diameters

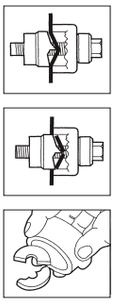

Hydraulic Punch Driver and Kits

Quick Draw with SLUG-BUSTER® KITS

- Compact, Lightweight, Fast, Easy.
- Quick Draw Pump develops up to 8 tons force.
- Q/D pump can be used with SlugBuster, SlugSplitter or Specia Punches.
- Comes with 6 sizes punch and dies, 2 draw studs, Spacer, QD hydraulic pump and plastic case.

AQ07806
AQ07804

AQ07906
AQ07904

Quick Draw 90™

Stock Code	Size
AQ07806	1/2", 3/4", 1", 1-1/4", 1-1/2", 2" (NPT)
AQ07804	16", 20", 25", 32", 40 (NPT)
AQ07906	1/2", 3/4", 1", 1-1/4", 1-1/2", 2" (NPT)
AQ07904	16", 20", 25", 32", 40 (NPT)

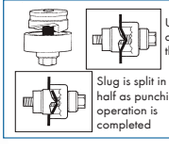

Conduit Size	HOLE DIAMETER inch	HOLE DIAMETER Ømm
	0.598	15.2
ISO 16	.638	16.2
	0.732	18.6
ISO 20	0.803	20.4
1/2" NPT	0.885	22.5
	0.885	22.5
ISO 25	1.000	25.4
3/4" NPT	1.115	28.3
	1.210	30.5
ISO 32	1.280	32.5
1" NPT	1.362	34.6
ISO 40	1.595	40.5
1-1/4" NPT	1.701	43.2
	1.805	47.0
1-1/2" NPT	1.951	49.6
ISO 50	2.000	508
	2.125	54.0
	2.362	60.0
2" NPT	2.416	61.5

SLUG-SPLITTER®

SPECIALLY DESIGNED FOR STAINLESS STEEL
(up to 3.5 mm thick)
- Unique Slug Spiltting action
- Extra durable high quality machine steel
- Excellent for fiberglass
- Wide range from 15.2 mm to 64.0 mm diameter

AQ07506 comes with:
- 767 Handpump and powerful 11 Ton hydraulic ram.
- 6 sizes punch and die.
- 2 draw studs and spacer.
- Metal carry case.

AQ07506
Punch Kit

AQ07307
Punch Kit
(driver not included)

AQ07505
Punch Kit
(driver not included)

ALLINTON ENGINEERING & TRADING PTE LTD
331 Jalan Besar Singapore 208983
T65 6296 0679 **W** allinton.com.sg **E** sales@allinton.com.sg

Hand Hydraulic Crimping Tool

AQ00924
HK 60/22

- For interchangeable dies
- Flip top closed crimping head, rotates 360°
- Two stage hydraulics
- Automatic retraction when crimp is complete
- Manual retract in case of need

Crimping force	: 60kN
Stroke	: 17mm
Crimping Range	: 6–300mm²
Length	: 460mm
Weight	: 3.3kg
Ambient temperature	: -20°C up to +40°C
Dimensions	: 600 x 240 x 65mm
Total Weight	: 6.3kg

AQ00921
HK 120/42

Wide crimping
- For interchangeable dies
- C-shape crimping head, rotates 360°
- Two stage hydraulics
- Automatic retraction when crimp is complete
- Manual retract in case of need

Crimping force	: 130kN
Stroke	: 42mm
Crimping Range	: 14–400mm²
Length	: 560mm
Weight	: 5.9kg
Ambient temperature	: -20°C up to +40°C
Dimensions	: 700 x 240 x 85mm
Total Weight	: 9.5kg

AQ00866
HK 60 UNV

Crimping, cutting and punching with just one single tool
- Flip top style closed crimping head, rotates 360°
- For adapters and dies for various application
- Two stage hydraulics
- Automatic retraction when crimp is complete
- Manual retract in case of need

Crimping force	: 60kN
Stroke	: 42mm
Crimping Range	: 6–300mm²
Cutting Range	: 0–40mm
Punching Range	: 3mm
Mile Steel	: Up to 64mm Round : Up to 92 x 92mm Square : Up to 46 x 92mm Rectangular
Length	: 540mm
Weight	: 3.5kg
Ambient temperature	: -20°C up to +40°C
Dimensions	: 600 x 240 x 65mm
Total Weight	: 6.5kg

Battery Hydraulic Crimping Tools

• Faster, Lighter, Lasts Longer • Fit Most Popular Brands Dies

AQ00860
EK12030

New Head Design
- Extra large opening
- Lightweight
- 360∞ head rotation
- Up to 400mm²

Patented Auto 2-Speed
Auto-Retract Hydraulic System
- Faster, lighter
- Perfect crimp everytime

12 Ton

Built-in Microprocessor Controller
- More crimps per battery charge
- Faster crimps
- Self diagnostic features

Manual Release Button
- For mid-span quick release

Pistol Grip Design
- Well balanced
- Easy one handed use

EK12030
AQ00860

EK12042
AQ00861

EK120U
AQ00862

Model	EK12030	EK12042	EK120U
Crimp Force	120	120	120
Capacity CU/AL	300mm² / 240mm²	400mm² / 300mm²	300mm² / 240mm²
Jaw Opening	30mm	42m	N.A.
Stroke Length (mm)	30	42	25
Cutting Capacity with 00949 Cutter	240mm2ACSR; 16mm steel bar; EHS wire; earth rod		N.A.
Crimps Per Charge (approx.)	30 crimps @ 150mm@	30 crimps @ 150mm@	30 crimps @ 150mm@
Approx. Crimping Cycle [sec]	12 up to 16 sec	13 up to 17 sec	12 up to 16 sec
Net Weight with Battery	6.4kg	6.8kg	5.9kg
Supplied with	12V 2.0Ah Battery x 1, 230Vac 1 Hour Charger, Steel Box x 1		
Replacement Parts	RA3 12VDC 2.0Ah Battery; LG4 230VAC 1 Hour Charger, LG5 15mins Charger		
Dies Type	Also fits 12 Ton Izumi, Utilux, CEMBRE & BURNDY "U" dies		Fits CIMEL, CEMBRE Deep Indent Dies
*** For Selection of dies for appropriate tools, see Page 25 Klauke Tool Die Selection Guide			

ALLINTON ENGINEERING & TRADING PTE LTD
331 Jalan Besar Singapore 208983
T65 6296 0679 **W** allinton.com.sg **E** sales@allinton.com.sg

Allinton Catalogue 2017 15.08.2017.indd 333 15/8/17 4:34 pm

Battery Hydraulic multi Tools

Faster, Lighter, Last Longer

More crimps per charge .....up to 120 crimps on 150mm²
More cuts per charge ..... up to 70 cuts on ø35mm
More punches per charge... up to 60 holes of 060mm in 3mm

AQ00867

PK60UNVC

AQ00865

EK60UNV

Patented Auto 2-speed
Auto Retract Hydraulic System
- Crimps faster, lighter
- Perfect crimp everytime

Ring for carrying shoulder strap

Patented Dual Track Head
- Flip open head
- Lightweight
- 360 rotation

Built-in Microprocessor Controller
- More crimps per charge
- Faster crimps/cuts
- Self diagnostic features

Manual Release Button
- For mid-span quick release

Ergonomic Pistol Grip Design
- Well balanced
- Easy one-handed operation
- Left/Right handed use

Model	EK60UNV (AQ00865)	HK60UNV (AQ00866)	PK60UNVC (AQ00867)
Crimp Force	60kN	60kN	60kN
Crimping Capacity Cu/AL	300mm² / 240mm²	300mm² / 240mm²	300mm² / 240mm²
Cutting Capacity			
- Copper/Alum Cable	Ø 40mm	Ø 40mm	Ø 40mm
- ACSR Cable	Ø 40mm	Ø 40mm	Ø 40mm
- Mild Steel Rods	Ø 13mm	Ø 13mm	Ø 13mm
- Threaded Rods	M10 or ½" UNC	M10 or ½" UNC	M10 or ½" UNC
Hole Punching Capacity			
-Mild Steel	Ø 64mm in 3.5mm thick	Ø 64mm in 3.5mm thick	Ø 64mm in 3.5mm thick
-Stainless Steel	Ø 64mm in 2.5mm thick	Ø 64mm in 2.5mm thick	Ø 64mm in 2.5mm thick
Net Weight	4.5kg incl battery	3.6kg	2.4kg
Supplied with	Plastic Carrying Case	Steel Box	Canvas Bag
	12Vdc 2Ah Battery (RA3)	N.A.	N.A.
	220Vac 1 Hour charger (LG4)	N.A.	N.A.

Klauke multi

It's a ...

Crimping tool

.... with appropriate Die Adapters it can crimp up to 300mm2 copper connectors using Klauke Series 22. It also accepts Klauke Series 5 dies, Izumi EP50 dies, Burndy W dies & many others!

It's a ...

Cutting tool

..... simply fit it with Cutting Blades & it will cut up to Δ40mm cables, 13mm steel rods, threaded rods, DIN rails & steel channels!

It's a ...

Punching tool

..... with the UAP Adapter & appropriate punch dies, it becomes a hole puncher capable of punching up to Δ64mm holes in mild steel & stainless steel!

ALLINTON ENGINEERING & TRADING PTE LTD
331 Jalan Besar Singapore 208983
T65 6296 0679 **W** allinton.com.sg **E** sales@allinton.com.sg

Allinton Catalogue 2017 15.08.2017.indd 334 15/8/17 4:34 pm

Battery Powered Crimping Tool

Patented Auto-Retract System
– faster, perfect crimp everytime

AQ00995
EK15/50

AQ00996
EK15/50G

Electro hydraulic crimping tool with interchangeable dies
– Head rotates 360∞
– Quick motor stop
– Manual retract button
– Ergonomic design for one hand operation

Model	EK 15/50 (AQ00995)	EK 15/50G (AQ00996)
Crimp Force	13kN	13kN
Capacity CU/AL	0.1mm² – 10.0mm²	
Stroke Length	9mm	11mm
Crimps Per Charge (approx.)	150 crimps	150 crimps
Approx. Crimping Cycle [sec]	2 sec	2 sec
Net Weight with battery	1.3kg	1.5kg
Supplied with	9.6V 1.3Ah Battery x 1, 230Vac 40mins Charger, Steel Box x 1	
Replacement Parts	RAM 9.6V 1.3Ah Battery; LG4 230VAC; 40mins Charger; LG5 15mins Charger	

Dies	Connector Type	Die P/No
AQ00997	Tubular cable lugs and connectors 91/R – 95/R and 17R – 22R (0.75mm²–2.5mm²)	R50/1
	Terminals DIN 46234 Pin terminals DIN 46230 0.5mm²–10mm²	Q50/1
AQ00998	Insulated cable connectors 4mm²–10mm²	R50/2
AQ00999	Cable end sleeve 0.5mm²–10mm²	R50/1

Dies	Connector Type	Die P/No
AQ01000	Non–insulated cable connectors 10mm²–25mm²	AE50/2
		Q50/1
AQ01001	BNC plugs coaxial cables Type RG58, RG59, RG62, RG71	AE50/3
AQ01002	Turned pin receptacles and pin connectors 0.1mm²–4mm²	IS50/2

Patented Auto-Retract System
– faster, perfect crimp everytime

AQ01003
IS50/3

Model	IS50/3 (AQ01003)
Crimp Force	35kN
Capacity CU/AL	0.1 - 0.4mm²
Stroke Length	9mm
Crimps Per Charge (approx.)	85 crimps
Approx. Crimping Cycle [sec]	4 sec
Net Weight with battery	1.6kg
Supplied with	9.6V 1.3Ah Battery x 1, 230Vac 40 mins Charger, Steel Box x 1
Replacements Parts	RAM1.96V 1.3Ah Battery; LG4 230VAC; 40 mins Charger; LG5 15 mins Charger

Electro hydraulic crimping tool with interchangeable dies
EK35/4 (Complete W/7Dies)

– Head rotates 360∞
– Quick motor stop
– Manual retract button
– Ergonomic design for one hand operation

AQ00906

Dies	Connector Type	Die P/No
AQ01004 IS50/3	Klauke "R" Connector 6mm²–50mm²	HR4/xxx
	ALU compression 10mm²–35mm²	HA4/xxx
AQ01005 IS50/5	Cable end sleeve 4-6mm²	HAE4/xxx

Dies	Connector Type	Die P/No
AQ01007	Terminal DIN 46234, DIN 46230 10mm²–16mm² Stock Code: AQ01007	HQ4/xxx
	Insulated terminal 10mm²–16mm² Stock Code: AQ01008	HISQ4/xxx
	Lugs for finestrandedcable10mm²–25mm² Stock Code: AQ01009	HF4/xx
	C–clamps 4mm²– 35mm² Stock Code: AQ01010	HMC4/xx
	Insulated terminal 10mm²–70mm² Stock Code: AQ01011	HIS4/xx

ALLINTON ENGINEERING & TRADING PTE LTD
331 Jalan Besar Singapore 208983
T65 6296 0679 **W** allinton.com.sg **E** sales@allinton.com.sg

Allinton Catalogue 2017 15.08.2017.indd 335 15/8/17 4:34 pm

Multi Accessories

CRIMPING ACCESSORIES

UA22
Series 22 Dies



AQ01275

Stock Code	Size
AQ01275	R22–16mm
AQ01276	R22–25mm
AQ01277	R22–35mm
AQ01278	R22–50mm
AQ01279	R22–70mm
AQ01280	R22–95mm
AQ01281	R22–120mm
AQ01282	R22–150mm
AQ01283	R22–185mm
AQ01284	R22–240mm
AQ01285	R22–300mm

CUTTING ACCESSORIES

CU/AL Cable Cutter Blades

AQ00871 **UC26** up to Ø26mm
AQ00872 **UC40** up to Ø40mm



Cable Cutter Blades

AQ00873

ACSR Cutter Blades

AQ00874 **UCACSR** up to Ø40mm
up to 13mm steel rod

BATTERY POWERED CRIMPING TOOL

EK 22-PLUS

Electro hydraulic crimping tool for interchangable dies.
Flip top style closed crimping head, rotates 360°.
Two stage hydraulics. Quick motor stop.
Motor stop and automatic retraction when crimp is complete.
Electronic control and monitoring of crimping operation.
Battery charge indicator. Manual retract in case of need.
Light diode for battery charge and maintenance control.

crimping force:	60kN
stroke:	17mm
crimping range:	6–300mm²
crimps per charge:	approx. 160 crimps (Cu 150mm² DIN 46235)
crimping cycle:	3 s up to 6 s (depending on size)
weight:	approx. 4.150kg (incl. battery)
battery voltage:	12V
battery capacity:	2Ah
charging time:	1 h or 15 mins with quick charger
ambient temperature:	-20°C up to +40°C

Scope of supply:
basic tool with battery and charger
steel carrying case:

dimensions:	approx. 439x410x100mm
weight:	approx. 9.200kg

Accessories:
crimping dies

replacement battery:	Part No. RA 3
battery charger:	Part No. LG 4
quick charger:	Part No. LG 5
all-main set:	Part No. NG 7/230

digital mater TC 1, MA 22 and TF 70

AQ00912

ALLINTON ENGINEERING & TRADING PTE LTD
331 Jalan Besar Singapore 208983
T65 6296 0679 **W** allinton.com.sg **E** sales@allinton.com.sg

Allinton Catalogue 2017 15.08.2017.indd 336 15/8/17 4:34 pm

UNIVERSAL 4-WAY BUS BAR CENTRE
- Cuts, Punches, Bends, Offsets

BUILT-IN OPTO ELECTRONIC SENSOR
- precise angle bending, excellent for repetitive work

COMPACT, PORTABLE, LIGHTWEIGHT, FAST
- excellent for on-site or workshop fabrication

DUAL POWER OPERATION
- Built-in 24V battery or 230VAC (with EHP5)

BUSBAR TOOL CENTRE 05224

Operating Force	:	185kN at 700Bar
Flow Rate	:	1.5 litre/min
Oil Volume	:	0.15 litre
Dimension	:	480x500x360 mm
Net Weight	:	51 kg

Comes with :

- adjustable guide gauge



AQ05224

OFFSET DIE



AQ05215

Max Offset	:	12mm
Sizes	:	6, 8, 10, 12mm
Weight	:	10kg

CUTTING DIE	BENDING DIE	PUNCH ADAPTOR	PUNCH & DIE			
			HOLE		LONG HOLE	
			Ø mm	Art.-No.	Ø mm	Art.-No.
			6.5	05227	6.5 x 13	05234
			8.5	05228	8.5 x 16	05235
			11	05229	11 x 20	05236
			13	05230	13 x 20	05237
			15	05231	17 x 20	05238
			17	05232		
			21	05233		
						
AQ05214	AQ05225	AQ05212				
Application material: AL/Cu to max. 120 x 12mm Weight: 5.3kg	Max Angle : 100º Max Size : 12 x 120mm Weight : 7.1kg	Max Thickness : 12mm Hole Size : 6.5 – 21mm Weight : 4.5kg				

Stainless Steel Fish Tapes

AQ06408

Specifications

Capacity	1/8" (3.2mm) tape width – 400lbs. (1.7kN) ,aximum design strength.
Weight	438-10SS-5 lbs. (2.3kg) 438-20SS-7 lbs. (3.2kg)

* SILVER STREAK™ comes with either 100' or 200' of stainless steel fish tape. It's rust and corrosion-resistant so it lasts longer and rewinds easier than ordinary tape. It won't leave a nasty residue, either.
* Equipped with SPEED FLEX™ leader, silver-soldered onto the fish tape. Streamlined fish tape/leader connection and lightweight, flexible leader design combine to enable user to fish farther, faster.
* High-impact nylon, one-piece handle for maximum durability, long life, and easy, comfortable use.
* Large handle grip for greater user control.
* Self-tensioning case for easy tape winding. (No tension trigger).

Model No.	Stock Code	Description
438-10SS	AQ06408	100' x 1/8" x .060 (30.5m x 3.2mm x 1.5mm) Stainless Steel Fish Tape with Case
438-20SS	AQ06410	200' x 1/8" x .060 (61m x 3.2mm x 1.5mm) Stainless Steel Fish Tape with Case

Cable Puller: 8000 lb. (35.8 kN) rated

Nothing Pulls Like The ULTRA Tugger™

* Pull up to 8000 lbs.
* Versi-Boom™ System allows you to make versatile and fast set-ups and pull 10′ or 20′ of extra cable easily.
* Uses standard 3″ rigid steel conduit for boom.
* Direct gear drive.
* Lightweight.
* Portable.
* Optional deluxe force gauge.

Specifications

Weight	86lbs. (39kg)
Dimensions	Length: 11.5″ Width: 26″ (660.4mm) Height: 8.5″ (215.9mm)
Drive Motor	1-1/2 Horsepower
Power Source 6800, 01, 02 and 05	120V 20A
Power Source 6800-22, 6802-22 and 6805-22	220VAC 50Hz
Pulling Force	Maximum–8000lbs. (35.8kN) Continuous–6500lbs. (28.9kN)
Pulling Speed–Feet (Meters) Per Minute	No Load: 9fpm, At 2000lbs. (8.8kN):8fpm, At 4000lbs. (17.9kN):7.5fpm, At 6000lbs. (26.7kN): 7fpm, At 8000lbs. (35.8kN):6fpm
Power Source	120V 20A
Rope–Average Breaking Strength or More	7/8 diameter (22.2mm); Double–Braided Polyester Composite – Rated at 3200lbs. (142kN)

Cat. / UPC No.	Description	6800	6801	6802	6805
08000	Ultra Tugger™	✓	✓	✓	✓
01069	Force Gauge			✓	✓
00862	Pipe Adapter Sheave				✓
00863	Elbow Unit			✓	✓
00864	Nose Unit	✓		✓	✓
00865	Floor Mount		✓		
00866	Chain Mount			✓	✓
00867	"T" Stand				✓
00870	Wheeled Carriage			✓	✓
00871	Boom Mount				✓
00835	3′ Boom Tube			✓	✓
00791	4′ Boom Tube			✓	✓
00811	3″ Slip–in Coupling			✓	✓
00815	3-1/2″ Slip–in Coupling			✓	✓
00820	4″ Slip–in Coupling				✓
00799	Adapter for Screw–on Coupling				✓
00782	3″ Screw–on Coupling				✓
00783	3-1/2″ Screw–on Coupling				✓
00784	4″ Screw–on Coupling				
34136	7/8″ x 300′ (22.2mm x 91m) Rope				
34137	7/8″ x 600′ (22.2mm x 182m) Rope				
654/34362	Rope Stand			✓	✓
3048/23362	Strorage Box			✓	✓
603/23405	Casters-2 Rigid, 2 Swivel				



AQ06800 / 00985
Floor Mount Package

AQ06801 / 00986
Conduit or Pole Mount Package

AQ06802 / 00987
Basic Package without rope

AQ06805 / 00993
Deluxe package with wheeled carriage without rope

Stock Code	Model No.	Description
AQ06800	00985	Ultra Tugger™ Cable Puller with Standard Force Gauge, and Floor Mount.
AQ6800–22	00987	Same as 6800 except 220VAC 50Hz.

Ultra Tugger™ With Force Gauge

Nose Unit

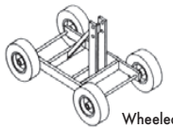

Wheeled Carriage

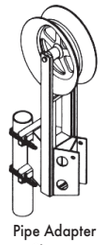

Pipe Adapter Sheave

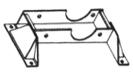

Floor Mount

Boom Mount

Slip-in Coupling

Chain Mount

3′ Boom

Adapter Screw-on

Elbow Unit

"T" Stand

4′ Boom

Screw-on Coupling

ALLINTON ENGINEERING & TRADING PTE LTD
331 Jalan Besar Singapore 208983
T65 6296 0679 **W** allinton.com.sg **E** sales@allinton.com.sg

Cable Puller: 6500 lb. (28.9 kN) rated

AQ06001

* Pull up to 6,500 lbs. (28.9 kN) with less than 27 lbs. (120 N) of operator effort.
* Unique floor mounting attachment for quick, reliable setup.
* Leaf type mounting chains won't twist when tightening.
* Heat treated steel serrated gripper feet for secure mounting to conduit.
* Force Gauge included to constantly monitor the pull.
* Right angle sheave allows the operator to stand out of the direct line of force.
* Audio alarm high force warning and circuit breaker shut off at maximum force for added safety.
* Tapered capstan and patented rope guidance system for better control of the rope when feeding onto the capstan.
* Patented.

Specifications

Pulling Force	Maximum: 6,500lbs. (28.9kN)	Continuous: 4,500lbs. (20kN)
Dimensions:	Length: 20-3/4" (527mm) Height: 12" (305mm)	Width: 22-1/2" (572mm)
Weight:	6001, 6001-22: 108lbs. (49kg) 6000, 6000-22: 550lbs. (250kg)	6003: 454lbs. (206kg) 6006, 6006-22: 612lbs. (278kg)
Pulling Speed: –Feet (Meters) Per Minute	No. Load: 16.5 (5) At 2000lbs.: (8.8kN)–11 (3.4) At 6000lbs.: (26.7kN)–6 (1.8)	At 4000lbs.: (17.9kN)–7.5(2.3)
Power:	1-1/2 HP (1.1kW): 120VAC	1-1/2 HP (1.1kW): 220VAC 50Hz
Rope–Average: Braking Strength or More	3/4" (19.1mm) Double–Braided Composite–Rated at 26,000lbs. (115.6kN)	

Model No.	Description
AQ06001 P/N: 29627	Super Tugger Cable Puller Power Unit. Includes force gauge and vise chains.
AQ06001-22 P/N: 31466	Same as 6001 except 220VAC 50Hz.
AQ06000 P/N: 29909	Super Tugger Complete Puller Package. Includes 6001 Super Tugger Cable puller power unit, pipe adapter sheave, flexible pipe adapter, 12" hook type cable, sheave, mobile extension boom, 2", 2-1/2", 3", 3-1/2", 4" extension bushings, 3/4" x 3–' (19.1mm x 91m) double–braided polyester rope, rope rell stand, floor mount and steel storage box with casters.

Key	Cat./ UPC No.	Description	6001/ 29627	6000/ 29909	6003/ 36241	6006/ 30435	6001-22/ 31466
6001 Cable Puller Parts							
	29631	Vise Chain Unit includes one each of the following five items below (Two complete Vise Chain sets are required)					
	35661	(1) Vise Chain	1				1
	29630	(2) Vise Chain Handle	1				1
	53965	(3) Vise Chain Retaining Screw	1				1
	35657	(4) Washer	1				1
	35660	(5) Chain Positioner	1				1
	37179	120VAC Force Gauge	1				
	35638	220VAC Force Gauge					1
Cable Pulling Components							
A	6001/ 29697	Cable Puller		1	1	1	
B	6049/ 29826	Pipe Adapter Sheave		1	1	1	
C	6085/ 29912	Flexible Pipe Adapter		1	1	1	
D	6080/ 29964	Mobile T–Boom		1	1	1	
D	16782	2" Extension Bushing		1	1	1	
D	16783	2-1/2" Extension Bushing		1	1	1	
D	16784	3" Extension Bushing		1	1	1	
D	16785	3-1/2" Extension Bushing		1	1	1	
D	16786	4" Extension Bushing		1	1	1	
E	3048/ 23362	Storage Box		1	1	1	
	695/ 30239	Casters		1	1	1	
F	6037/ 35605	Cable Puller Floor Mount		1	1	1	
G	35098	3/4" x 300' (19.1mm x 91m) Double–Braided Composite Rope		1			
G	35100	3/4" x 600' (19.1mm x 182m) Double–Braided Composite Rope				1	
H	644/ 15316	Rope Stand		1			
	654/ 34362	Rope Stand				1	
J	8012/ 00872	12" (304.8mm) Hook Sheave		1		1	

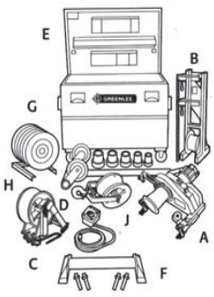

AQ06000
P/N: 29909

6000 Super Tugger Cable Pulling System

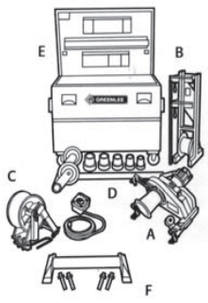

AQ06003
P/N: 36241

6003 Super Tugger Cable Pulling System

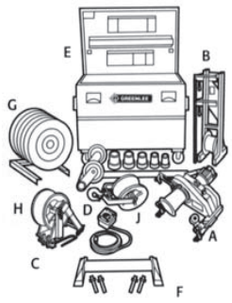

AQ06006
P/N: 30435

6006 Super Tugger Cable Pulling System

ALLINTON ENGINEERING & TRADING PTE LTD
331 Jalan Besar Singapore 208983
T65 6296 0679 **W** allinton.com.sg **E** sales@allinton.com.sg

Allinton Catalogue 2017 15.08.2017.indd 339 15/8/17 4:34 pm

Double-Braided Composite Rope for high force cable pullers

AQ35098

* Custom made to Greenlee specifications to provide 4:1 Safety Factor required for cable pulling.
* Double-braided inner core with an extra double-braided outer jacket for added strength and less stretch; White with green tracer.
* Rot and mildew resistant.
* Factory spliced eyes at both ends.
* Lowest stretch.
* Select a rope with a maximum rated capacity that meets or exceeds the cable puller's maximum pulling force.

Rope Diameter	Rope Length		Stock Code	Maximum Rated Capacity		Average Braking Strength		Weight		Rope Stand
								lbs.	kg	
For The 6001 Puller	300′	91m	AQ35098	6,500lbs.	28.9kN	26,000lbs.	115.6kN	58	26.3	644
3/4″	600′	182m	AQ35100	6,500lbs.	28.9kN	26,000lbs.	115.6kN	113	51.3	654
(19.1mm)	1,200′	365m	AQ35101	6,500lbs.	28.9kN	26,000lbs.	115.6kN	230	104.3	t
For The 6800 Puller	300′	91m	AQ34136	8,000lbs.	35.6kN	32,000lbs.	142.3kN	90	40.8	654
7/8″	600′	182m	AQ34137	8,000lbs.	35.6kN	32,000lbs.	142.3kN	178	80.7	654
(22.2mm)	1,200′	365m	AQ34138	8,000lbs.	35.6kN	32,000lbs.	142.3kN	359	163.3	t

t This rope does not fit on a rope stand. Use reel jacks and a spindle to dispense.

Cable Gel™ Cable Pulling Lubricant

AQ35211

* Polymer based lubricant offers lower friction and easier pulling.
* Compatible with all cable insulation types.
* Cleans up quickly. Non-staining.
* Higher lubricity than competitive products.
* Will not cement itself to the pipe.
* Dries slowly.
* Can be applied by hand or pump.
* Will not breakdown or separate after exposure to heat or cold.
* Environmentally safe / non-hazardous.

Code No.	Stock Code	Description	P/N:
GEL-Q	AQ35211	Cable-Gel™ One Quart Squeeze Bottle (.95L)	35207
GEL-1	AQ35212	Cable-Gel™ One Quart (3.79L)	35208
GEL-5	AQ35213	Cable-Gel™ 5 Gallon (18.93L)	35209
GEL-55	AQ35214	Cable-Gel™ 55 Gallon (208.18L)	35210

Hook Sheaves for any cable puller

AQ55872

- For use with any Greenlee cable puller.
- Strong, welded steel frames.
- Forged steel closure type hooks with 1″ (25.4 mm)opening.
- All three sheaves are aluminum alloy with self-lubricating bearings.

Sheave Diameter Description	AQ55872 12″ (304.8mm) Code No.	AQ55873 18″ (457.2mm) Code No.	AQ55874 24″ (609.6mm) Code
Roll Pin	AQ50700	AQ50700	AQ50700
Sheave Pin	AQ00838	AQ00846	AQ00850
Sheave Pin Clip	AQ50302	AQ50302	AQ50302
Sheave Unit	AQ00843	AQ00844	AQ00845
Yoke Frame	AQ00854	AQ00855	AQ00856

Stock Code	P/N:	Outside Diameter	Inside Radius	Width	Weight	Maximum Rated Capacity
AQ55872	00872	12″ (304.8mm)	3-7/8″ (98.4mm)	5″ (127mm)	28lbs (12.7kg)	8,000lbs. (35.8kN)
AQ55873	00873	18″ (457.2mm)	7″ (177.8mm)	6″ (152.4mm)	44lbs (19.9kg)	8,000lbs. (35.8kN)
AQ55874	00874	24″ (609.6mm)	9-7/8″ (250.8mm)	6-1/2″ (165.1mm)	67lbs (30.3kg)	8,000lbs. (35.8kN)

ALLINTON ENGINEERING & TRADING PTE LTD
331 Jalan Besar Singapore 208983
T65 6296 0679 **W** allinton.com.sg **E** sales@allinton.com.sg

Allinton Catalogue 2017 15.08.2017.indd 340 15/8/17 4:34 pm

Cable Roller & Sheeves

- Wide range of cable pulling grips to meet all pulling needs
- High quality & durable

K-TYPE WIRE GRIPS—HEAVY DUTY DOUBLE WEAVED WITH ROTATING EYE					Swivel Type
Stock Code	Cable Range Diameter	Max Force kN	Length		
			Mesh	Eye	
AQ30438	12.7-15.5	4.9	279.4	127	
AQ30440	15.6-18.9	6	279.4	127	
AQ30444	19.0-25.3	6	508	152.4	
AQ30446	25.4-31.5	11.3	508	177.8	
AQ30448	31.6-38.0	11.3	508	177.8	
AQ30450	38.1-50.7	14.5	635	177.8	
AQ30452	50.8-63.3	16.4	660.4	203.2	
AQ30454	63.5-76.1	29.3	711.2	254	
AQ30456	76.2-88.8	36.4	762	254	
AQ30458	88.9-101.5	42.7	812.8	254	
AQ30471	101.6-126.8	42.7	838.2	254	
AQ30470	127-152.3	42.7	1524	254	

Swivels

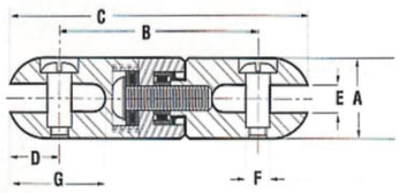

- Helps eliminate winding and tangling of rope and cable during pull
- Connects grip and pulling rope
- All stainless steel body construction
- Efficient thrust and roller bearing contruction allows smooth rotation, even under full load

Stock Code	Maximum Rated Capacity		A Diameter (mm)	B	C	D	E	F Diameter	G	Weight
	Lbs.	kN								
AQ39106	2,500	11.1	22.2	66.7	88.9	11.1	9.5	7.9	24.6	.16
AQ39107	5,000	22.1	31.8	77.8	104.5	13.5	12.7	10.3	32.5	.45
AQ39108	7,000	31.1	34.9	83.3	115.1	15.9	14.3	12.7	34.9	.45
AQ39109	10,000	44.4	41.3	100	138.1	19.1	15.9	15.9	43.7	.91
AQ39110	15,000	66.7	50.8	119.1	166.7	23.8	19.1	17.5	50.8	1.81
AQ39111	25,000	111.2	63.5	144.5	214.3	30.2	25.4	22.2	70.6	3.18

Rope to Swivels Connectors

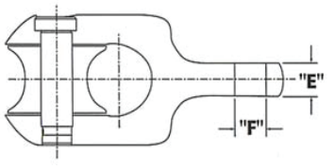

- Rope to swivel connectors connect the cable pulling rope, up to 1" (25.4cm) in diameter, to the pulling swivel
- Makes connecting the pulling rope and the pulling swivel easier
- Connectors feature a removable sheave for rope eye

Stock Code	Max. Rated Cap. in Conduit or Underground		Max. Rated Capacity Overhead kN	Diameter mm	Length mm	"E" mm	"F" mm	Use on swivel
	Lbs.	kN						
AQ39905	5,000	22.2	13.3	50.8	119	11.12	10.32	39107
AQ39904	7,000	31.1	18.6	50.8	119	12.7	12.7	39108
AQ39903	10,000	44.4	26.7	50.8	119	14.3	15.9	39109

ALLINTON ENGINEERING & TRADING PTE LTD
331 Jalan Besar Singapore 208983
T65 6296 0679 **W** allinton.com.sg **E** sales@allinton.com.sg