Welding Gauge



WG-1M
AJ00001

WGU-7M
AJ00003

WGU-8M
AJ00373

- Made of stainless steel
- JIS Certified
- Long life use, rust and corrosion resistant
- Essential for any high quality welding requirements
- Extremely durable as well as being weight

Uses of WG-1

Uses of WGU-7M & 8M

WGU-9M
AJ00377



AWG-10
AJ00378

Stock Code	Model Bread Weld	Height of Filet Weld	Height of Filet Weld	Troat Thickness Depth	Undercut Angle	Beveling Thickness	Plate Opening	Root Thickness	Round Bar Face	Root
AJ00001	WG-1	0	0	0	X	0	0	0	X	0
AJ00002	WG-2	0	0	0	X	0	0	0	X	0
AJ00003	WGU-7M	0	0	0	X	0	0	0	X	0
AJ00373	WGU-8M	0	0	0	0	0	0	X	0	0
AJ00377	WGU-9M	0	0	0	0	0	0	0	0	0
AJ00378	AWG-10	-	-	-	-	-	-	-	-	-

WGU-25 Welding Gauge

AJ00406

USE -For undercut depth and length measurement (Scale Range:0-2mm)
MATERIAL -Stainless steel (SUS410)
FEATURES -Easy to measure depth and length of undercut
-Capable of 0 adjustment with screw type of gauge head
SPECIFICATION:
-Measurement range
Depth: 0~2.0mm (Minimum reading:
Length:0~10cm (Accuracy: ± 0.1mm)
-Width of measurement base: ≠ 40mm

FDW-1 Welding Gauge



AJ00407

USE -Exclusive use for undercut measurement
FEATURES -Stainless Steel (SUS420J2)
-Easy and accurate to measure depth and length of Undercut.
-Dial gauge type performs more precise measurement
-Three point support for stable measurement
SPECIFICATIONS
-Measurement range: 0~4.00mm
-Minimum reading: 0.01mm
-Accuracy: ±0.04mm
-Width of measurement base: ≠23mm

HI-LO Welding Gauge

- Economy Single Purpose Hi-Lo Welding Gauge (in Metric)
- Root weld space
- Eliminates Rejects – Improve productivity
- Measures internal misalignment

Code No.	Model
AJ00038	Cat #2

AJ00038

HI-LO Welding Gauge

- Measures internal alignment of pipe after fit-up/ alignment, cuts radiographic rejects
- Measures internal misalignment of pipe before and after tracking
- Measurements read in standard on one side and metric on the opposite side.

Code No.	Model
AJ00040	Cat #1

AJ00040

Taper Gauge

- Stainless steel, fully heat treated

Stock Code	Model	Range (mm)	Graduation (mm)
AJ00004	SK 267M	1-29	0.05
AJ00005	SK 270A	0.3-4	0.04
AJ00006	SK 270B	0.4-6	0.04
AJ00007	SK 700A	1-15	0.05
AJ00008	SK 700B	15-30	0.05
AJ00009	SK 700C	30-45	0.05
AJ00010	SK 700D	45-60	0.05
AJ00011	SK 710A	1-6	0.05
AJ00012	SK 710B	4-15	0.05
AJ00013	SK 710C	4-25	0.05
AJ00014	SK 715A	0.1-3	0.005
AJ00015	SK 715B	1-6	0.005



SK-267M
AJ00004

SK270A
AJ00005

SK700A
AJ00007

SK710A
AJ00011

SK715A
AJ00014

Protractor

- 0° to 180°
- Knurled nut for angle adjustment

Stock Code	Model	Protractor Size (mm)	Blade Length (mm)	Remarks
AJ00016	SK 15	90 x 52	177	Rectangular Head
AJ00017	SK 19	90	204	-
AJ00018	SK 19/2	90	204	2 blades
AJ00019	SK 30	120	315	Rectangular Head
AJ00020	SK101	120	304	Graduated Blade
AJ00021	SK 182	90	204	For Multiple line drawing
AJ00022	SK 183	90 x 52	204	For Multiple line drawing
AJ00023	SK 300	210	500	Graduated Blade-300mm
AJ00024	SK 300/2	210	489	2 blades
AJ00025	SK 400	250	634	Graduated Blade-400mm
AJ00026	SK 400/2	250	634	2 blades
AJ00027	SK 600	320	823	Graduated Blade-600mm
AJ00028	SK 600/2	320	823	2 blades
AJ00029	SK 1000	320	1260	Graduated Blade-1000mm
AJ00030	SK 1000/2	320	1260	2 blades

SK15
AJ00016

SK19
AJ00017

SK30
AJ00019



SK300/5
AJ00024

ALLINTON ENGINEERING & TRADING PTE LTD
331 Jalan Besar Singapore 208983
T65 6296 0679 **W** allinton.com.sg **E** sales@allinton.com.sg

Beam Trammels with Carbide Tip

- Set of 3 units
- Made of Stainless steel
- Each bar is 290mm

SK CTBT AJ00035

Armature Air Gap Gauge

AJ00368

Stock Code	Code	No. of Blade	Blade Width	Blade Length	Blade Thicknesses (in Thousandths)
AJ00365	16-U	13	1/2	16	3, 4, 5, 6
AJ00366	24-U	13	1/2	24	8, 10, 12, 15
AJ00367	36-U	13	1/2	36	25, 32, 40, 50, 60
AJ00368	16-D	9	1/4	16	2, 3, 4, 5, 6, 10, 15, 25

Center Gauge

AJ00036

- 60 degree type marked every 1 or 1/2mm
- 55 degree type marked every 1/14, 1/20, 1/24 or 1/32 inch

Stock Code	Model	Size	Remarks
AJ00036	SG60M	0–25mm	ANSI standard 60 degree
AJ00037	SG-551	0–1"	Whitworth 55 degree

Chamfer Measuring Gauge

AJ00039

- Accuracy: +0.01mm or 0.0004"
- Material: Stainless Steel
- Thickness: 0.6mm or 0.024"

Stock Code	Model	Size
AJ00039	CMG-10	71.6mm x 2

Drill Point Gauge

AJ00043

Stock Code	Model	Size
AJ00043	DPG-A	77mm x 77mm x 1mm

Radius Gauge

Stock Code	Model	Size
AJ00047	RG-34	1.0–3.0 (0.25)mm 3.5–7.0 (0.5)mm
AJ00048	RG-32	7.5–15.0 (0.5)mm
AJ00049	RG-30	15.5–20.0 (0.5)mm 21.0–25.0 (1.0)mm



AJ00047

Pitch Gauge

Stock Code	Model	Size	
AJ00053	M-28	28pcs–	0.25, 0.3, 0.35, 0.4, 0.45, 0.5, 0.55, 0.6, 0.65, 0.7, 0.75, 0.8, 0.85, 0.9, 1.0, 1.1, 1.2, 1.25, 1.3, 1.4, 1.5, 1.6, 1.7, 1.75, 1.8, 1.9, 2, 2.5
AJ00054	W-26	26pcs–	4, 4½, 5, 6, 7, 8, 9, 10, 11, 12, 13, 14, 16, 18, 19, 20, 22, 24, 25, 26, 28, 30, 32, 40, 48, 60



AJ00053

Angle Gauge

Stock Code	Model	Size
AJ00055	AG-22	1, 2, 3, 4, 5, 6, 7, 8, 9, 10, 12, 14, 14(½), 15, 16, 18, 20, 25, 30, 35, 40, 45



AJ00055

Drill Point Gauge

Stock Code	Model	Product Diamension	Accuracy	Weight
AJ00414	DP-118	Base: 22 x 110 x 8 Rotor: 7.5 x 50 x 2 Main Scale: 68 x 9	±1.5°	160g



AJ00414

Sidling Drill Point Gauge

Stock Code	Model	Accuracy	Weight
AJ00415	S-118	±1.5°	150g



AJ00415

Angle Gauge

Stock Code	Model	Accuracy of Angle	Weight
AJ00408	WGA-65	±0.5°	73.5 g



AJ00408

ALLINTON ENGINEERING & TRADING PTE LTD
331 Jalan Besar Singapore 208983
T65 6296 0679 **W** allinton.com.sg **E** sales@allinton.com.sg

Allinton Catalogue 2017 15.08.2017.indd 208 15/8/17 4:32 pm

Measurement Tools

ANGLE PROTRACTOR

Stock Code	Model	Accuracy of Angle	Weight
AJ00409	AP-130	±0.5°	100g

AJ00409

CRACK GAUGE/ CLEAR TYPE

Stock Code	Model	Product Diamension	Weight
AJ00410	CM-P	91 X 55	1 g



AJ00410

CRACK GAUGE/ CLEAR TYPE

Stock Code	Model	Product Diamension	Weight
AJ00412	CM-C	91 X 55	1g

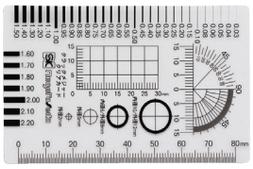

AJ00412

CRACK GAUGE

Stock Code	Model	Measurement Range of Crack Gauge (mm)	Measurement Range of Metal Scale (mm)	Weight
AJ00413	CM-SK	0.1~2.0	0~2.0	10g



AJ00413

PROFILE GAUGE

Stock Code	Model	Product Diamension (mm)	Weight
AJ00416	CG-1005	155 x 84	210 g



AJ00416

FEELER GAUGE - CARBON STEEL (FG)

Stock Code	Model	Size	Leaf Width (mm)	Accuracy (mm)	Case Size (mm)	Weight
AJ-00381	FG-03-1	0.03 X 1m	12.7	± 0.005	77 x 77 x 22	40g
AJ-00382	FG-05-1	0.05 x 1m	12.7	± 0.005	77 x 77 x 22	40g
AJ-00383	FG-12-1	0.12 X 1m	12.7	± 0.010	78 x 77 x 22	50g
AJ-00384	FG-45-1	0.45 X 1m	12.7	± 0.012	115 X 115 X 22	120g

AJ-00381

FEELER GAUGE - STAINLESS STEEL (SFG)

Stock Code	Model	Size	Leaf Width (mm)	Accuracy (mm)	Case Size (mm)	Weight
AJ00417	SFG-005-1	0.005 X 1m	12.7	± 0.004	77 x 77 x 22	40g
AJ-00418	SFG-02-1	0.02 X 1m	12.7	± 0.004	78 x 77 x 22	40g
AJ00419	SFG-06-01	0.06 x 1m	12.7	± 0.005	79 x 77 x 22	40g
AJ00420	SFG-09-1	0.09 X 1m	12.7	± 0.006	80 x 77 x 22	40g

AJ00405

STEEL RING GAUGE SET

Stock Code	Set No	Nominal Size	Pieces per set
AJ00460	RG-1	1.0·1.5·2.0·2.5·3.0·4.0·5.0·6.0·7.0·8.0·9.0·10.0	12
AJ00461	RG-2	11.0·12.0·13.0·14.0·15.0·17.0·17.0·18.0·19.0·20.0·22.0·24.0	12
AJ00462	RG-3	25.0·26.0·27.0·28.0·30.0·32.0·34.0·35.0·36.0·37.0·38.0·40.0	12
AJ00463	RG-4	42.0·44.0·45.0·46.0·47.0·48.0·50.0	7
AJ00464	RG-5	52.0·54.0·55.0·56.0·58.0·60.0·65.0	7
AJ00465	RG-6	68.0·70.0·75.0·80.0	4
AJ00466	RG-7	85.0·90.0·95.0·100.0	4

LIMIT PLUG GAUGE H7 (FOR MANUFACTURING)

Stock Code	Model	Size	Weight
AJ00467	LP3-H7	Ø 3	10g
AJ00468	LP4-H7	Ø 4	10g
AJ00469	LP5-H7	Ø 5	10g
AJ00470	LP7-H7	Ø 7	20g
AJ00471	LP9-H7	Ø 9	20g
AJ00472	LP14-H7	Ø 14	60g
AJ00473	LP16-H7	Ø 16	100g
AJ00474	LP-20- H7	Ø 20	190g
AJ00475	LP24-H7	Ø 24	210g
AJ00476	LP27-H7	Ø 27	280g
AJ00477	LP29-H7	Ø 29	290g
AJ00478	LP33-H7	Ø 33	500g
AJ00479	LP37-H7	Ø 37	570g
AJ00480	LP39-H7	Ø 39	600g

ALLINTON ENGINEERING & TRADING PTE LTD
331 Jalan Besar Singapore 208983
T65 6296 0679 **W** allinton.com.sg **E** sales@allinton.com.sg

Allinton Catalogue 2017 15.08.2017.indd 209 15/8/17 4:32 pm

THICKNESS GAUGE
CS-65M (White)



AJ00393

ACCURACY

Leaf Size (mm)	Tolerance (mm)
0.01 ~0.06	±0.005
0.07~0.10	±0.01
0.11~0.35	±0.015
0.40~0.60	±0.02
0.70~3.00	±0.035

Stock Code	Model	Leaf Length (mm)	Pieces /Set	Size (mm)	Weight
AI 00421	CS-172MA	75	9	0.04 0.05 0.06 0.07 0.08 0.10 0.15 0.20 0.30	30g
AI 00422	CS-172MB	100	9	0.04 0.05 0.06 0.07 0.08 0.10 0.15 0.20 0.30	30.g
AI 00423	CS-172MC	150	9	0.04 0.05 0.06 0.07 0.08 0.10 0.15 0.20 0.30	50g
AI00424	CS-172MD	230	9	0.04 0.05 0.06 0.07 0.08 0.10 0.15 0.20 0.30	70g
AJ00385	CS-172ME	300	9	0.04 0.05 0.06 0.07 0.08 0.10 0.15 0.20 0.30	90g
AJ00386	CS-100MR	100	10	0.03 0.04 0.05 0.08 0.10 0.15 0.20 0.25 0.30 0.40	40g
AJ00387	CS-150MR	150	10	0.03 0.04 0.05 0.08 0.10 0.15 0.20 0.25 0.30 0.40	60g
AJ00388	CS-100MK	100	10	0.01 0.02 0.03 0.04 0.05 0.06 0.07 0.08 0.09 0.10	30g
AJ00389	CS-150MK	150	10	0.01 0.02 0.03 0.04 0.05 0.06 0.07 0.08 0.09 0.10	40g
AJ00390	CS-60M	75	19	0.03 0.04 0.05 0.06 0.07 0.08 0.09 0.10 0.15 0.20 0.25 0.30 0.35 0.40 0.45 0.50 0.70 0.80 1.00	60g
AJ00391	CS-100MY	100	19		80g
AJ00392	CS-150MY	150	19		120g
AJ00393	CS-65M	75	25	0.03 0.04 0.05 0.06 0.07 0.08 0.09 0.10 0.11 0.12 0.13 0.14 0.15 0.20 0.25 0.30 0.40 0.45 0.50	80g
AJ00394	CS-100MZ	100	25	0.60 0.70 0.80 0.90 1.00	100g
AJ00395	CS-150MZ	150	25		150g
AJ00396	CS-72M	75	12	0.04 0.05 0.06 0.07 0.08 0.10 0.15 0.20 0.30 1.00 2.00 3.00	70g
AJ00397	CS-100MT	100	12		100g
AJ00398	CS-150MT	150	12		140g
AJ00399	CS-100ML	100	19	0.01 0.02 0.03 0.04 0.05 0.06 0.07 0.08 0.09 0.10 0.20 0.30 0.40 0.50 0.60 0.70 0.80 0.90 1.00	80g
AJ00400	CS-150ML	150	19		120g
AJ00401	CS-80M	75	13	0.03 0.04 0.05 0.06 0.07 0.08 0.10 0.15 0.20 0.30 1.00 2.00 3.00	60g
AJ00402	CS-100MX	100	13		90g
AJ00403	CS-150MX	150	13		140g
AJ00404	CS-100MH	100	10	0.10 0.20 0.30 0.40 0.50 0.60 0.70 0.80 0.90 1.00	80g
AJ00405	CS-150MH	150	10		110g

THICKNESS GAUGES Leaf

S100-05

S150-10

MATERIAL Carbon tool steel
SPECIFICATIONS Leaf width : 12.7mm

• Leaf Length : 100mm

Stock Code	Model No.	Thickness (mm)
AJS100-01	S100-001	0.01
AJS100-02	S100-002	0.02
AJS100-03	S100-003	0.03
AJS100-04	S100-004	0.04
AJS100-05	S100-005	0.05
AJS100-06	S100-006	0.06
AJS100-07	S100-007	0.07
AJS100-08	S100-008	0.08
AJS100-09	S100-009	0.09
AJS100-10	S100-01	0.10
AJS100-11	S100-02	0.20
AJS100-12	S100-03	0.30
AJS100-13	S100-04	0.40
AJS100-14	S100-05	0.50
AJS100-15	S100-06	0.60
AJS100-16	S100-07	0.70
AJS100-17	S100-08	0.80
AJS100-18	S100-09	0.90
AJS100-19	S100-10	1.00

• Leaf Length : 150mm

Stock Code	Model No.	Thickness (mm)
AJS150-01	S150-001	0.01
AJS150-02	S150-002	0.02
AJS150-03	S150-003	0.03
AJS150-04	S150-004	0.04
AJS150-05	S150-005	0.05
AJS150-06	S150-006	0.06
AJS150-07	S150-007	0.07
AJS150-08	S150-008	0.08
AJS150-09	S150-009	0.09
AJS150-10	S150-01	0.10
AJS150-11	S150-02	0.20
AJS150-12	S150-03	0.30
AJS150-13	S150-04	0.40
AJS150-14	S150-05	0.50
AJS150-15	S150-06	0.60
AJS150-16	S150-07	0.70
AJS150-17	S150-08	0.80
AJS150-18	S150-09	0.90
AJS150-19	S150-10	1.00

Allinton Catalogue 2017 15.08.2017.indd 210 15/8/17 4:32 pm

Measurement Tools

Wire Gauge

AJ00097

Stock Code	Model	Remarks
AJ00097	FT BWG	#0-36
AJ00098	FT SWG	#1-36
AJ00099	FT JIS	0.1-12.0mm
AJ00100	FT BSWG	#0-36

Combination Square Sets

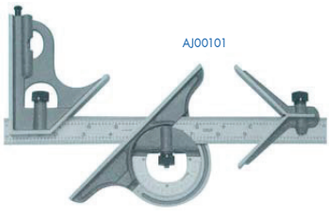

AJ00101

Stock Code	Size
AJ00101	180-910 300mm
AJ00102	180-907 12"/300mm

Economy Combination Sets



AJ00103

Stock Code	Model
AJ00103	180-903 12"/300mm

ABS Digimatic Calipers

With Continuous Position Tracking for 3.5 Years Battery Life



AJ00105

Stock Code	Range	Code No.	Resolution
AJ00105	0-150mm	500-632	0.01mm
AJ00106	0-200mm	500-633	0.01mm
AJ00107	0-300mm	500-634	0.01mm
AJ00108	0-150mm/6"	500-682	.0005"/0.01mm
AJ00109	0-200mm/8"	500-683	.0005"/0.01mm
AJ00110	0-300mm/12"	500-684	.0005"/0.01mm

Dial Calipers



AJ00111

Stock Code	Range	Dial		
		Code	Graduation	Range/rev.
AJ00111	0-150mm	505-683	0.02mm	2mm
AJ00112	0-200mm	505-684	0.02mm	2mm
AJ00113	0-300mm	505-673	0.02mm	2mm
AJ00114	0-6"	505-675	.001"	1"
AJ00115	0-8"	505-676	.001"	1"
AJ00116	0-12"	505-677	.001"	1"

Vernier Calipers

AJ00117

Stock Code	Range	Code No.	Vernier	
			Lower	Upper
AJ00117	0-150mm	530-101	0.05mm	—
AJ00118	0-200mm	530-108	0.05mm	—
AJ00119	0-300mm	530-109	0.05mm	—
AJ00120	0-150mm/6"	530-104	0.05mm	1/128"
AJ00121	0-200mm/8"	530-118	0.02mm	.001"
AJ00122	0-300mm/12"	530-119	0.02mm	.001"

Vernier Calipers (with "Nib" Style Jaws)

Features

- The "Nib" style jaw have round measuring faces for accurate ID measurement.
- Inside and outside measurements can be directly read from the upper and lower verniers on the slider, respectively. (Metric and inch model only)
- *Provided with a fine-adjustment carriage to feed the slider finely.
- No depth bar.
- Limited models only

AJ00123

Stock Code	Range	Code No.	Vernier	
			Lower	Upper
AJ00123	0-450mm	160-130	0.05mm	0.05mm
AJ00124	0-600mm	160-131	0.05mm	0.05mm
AJ00125	0-1000mm	160-132	0.05mm	0.05mm
AJ00126	0-1500mm	160-133	0.05mm	0.05mm
AJ00127	0-2000mm	160-134	0.05mm	0.05mm

Vernier Depth Gauge

With or without Fine Adjustment

AJ00128

Stock Code	Range	Code No.	Vernier
AJ00128	0-150mm	527-101	0.02mm
AJ00129	0-150mm	527-201	0.05mm
AJ00130	0-200mm	527-102	0.02mm
AJ00131	0-200mm	527-202	0.05mm
AJ00379	0-300mm	527-103	0.02mm
AJ00380	0-300mm	527-203	0.05mm

Vernier Height Gauge

With Adjustable Main Scale

AJ00132

Vernier Height Gauge

Stock Code	Range	Code No.	Vernier
AJ00132	0-300mm	514-102	0.02mm
AJ00133	0-450mm	514-104	0.02mm
AJ00134	0-600mm	514-106	0.02mm
AJ00135	0-1000mm	514-108	0.02mm

ALLINTON ENGINEERING & TRADING PTE LTD
331 Jalan Besar Singapore 208983
T65 6296 0679 **W** allinton.com.sg **E** sales@allinton.com.sg

Allinton Catalogue 2017 15.08.2017.indd 211 15/8/17 4:32 pm

Outside Micrometers (Ratchet stop)

Stock Code	Ranger	Code	Graduation
AJ00136	0-25mm	103-137	0.01mm
AJ00137	25-50mm	103-138	0.01mm
AJ00138	50-75mm	103-139	0.01mm
AJ00139	75-100mm	103-140	0.01mm
AJ00140	100-125mm	103-141	0.01mm
AJ00141	125-150mm	103-142	0.01mm
AJ00142	150-175mm	103-143	0.01mm
AJ00143	175-200mm	103-144	0.01mm
AJ00144	200-225mm	103-145	0.01mm
AJ00145	225-250mm	103-146	0.01mm
AJ00146	250-275mm	103-147	0.01mm
AJ00147	275-300mm	103-148	0.01mm
AJ00148	300-325mm	103-149	0.01mm
AJ00149	325-350mm	103-150	0.01mm
AJ00150	350-375mm	103-151	0.01mm

Models with a range up to 1000mm are available.
*0.001 reading is obained with vernier.

Stock Code	Range	Code	Graduation
AJ00151	0-1″	103-177	.001″
AJ00152	1-2″	103-178	.001″
AJ00153	2-3″	103-179	.001″
AJ00154	3-4″	103-180	.001″
AJ00155	4-5″	103-181	.001″
AJ00156	5-6″	103-182	.001″
AJ00157	6-7″	103-183	.001″
AJ00158	7-8″	103-184	.001″
AJ00159	8-9″	103-185	.001″
AJ00160	9-10″	103-186	.001″
AJ00161	10-11″	103-187	.001″
AJ00162	11-12″	103-188	.001″
AJ00163	12-13″	103-189	.001″
AJ00164	13-14″	103-190	.001″
AJ00165	14-15″	103-191	.001″

Models with a range up to 40″ are available.
*0.001″ reading is obained with vernier.

AJ00136

Tubular Inside Micrometers

Series 137: Extension Rod Type (Up to 1500mm/60″)

Features

- Wide range of ID measurements by combining extension rods/pipes and anvils with the micrometer head.
- Carbide-tipped measuring faces.
  (Economy models which have not carbide tips are also available on the 137 series).

Stock Code	Ranger	Code	Graduation
AJ00166	50-150mm	137-208	0.01mm
AJ00167	50-300mm	137-207	0.01mm
AJ00168	50-500mm	137-208	0.01mm
AJ00169	50-1000mm	137-209	0.01mm
AJ00170	50-1500mm	137-210	0.01mm
AJ00171	2-6″	137-216	.001″
AJ00172	2-12″	137-217	.001″
AJ00173	2-20″	137-218	.001″
AJ00174	2-40″	137-219	.001″
AJ00175	2-60″	137-220	.001″



AJ00166

Depth Micrometers

Stock Code	Ranger	Code	Graduation	Dimensions of referece face
AJ00176	0-25mm	128-101	0.01mm	63.5 x 16mm
AJ00177	0-25mm	128-102	0.01mm	101.6 x 16mm
AJ00178	0-1″	128-105	.001″	2.5 x 63″
AJ00179	0-1″	128-106	.001″	4 x 63″
AJ00180	0-150mm	129-112	0.01mm	63.5 x 16mm
AJ00181	0-300mm	129-152	0.01mm	63.5 x 16mm
AJ00182	0-6″	129-128	.001″	2.5 x 63″
AJ00183	0-12″	129-149	.001″	2.5 x 63″



AJ00176

Dial Indicator Series 0

1911
Range: 0.01mm-50mm
AJ00184

1913-10
Range: 0.002mm-0.5mm
AJ00185

Dial Indicator Series 1

1044F-60
Range: 0.01mm-5mm
AJ00186

2046S
Range: 0.01mm-10mm
AJ00187

Dial Indicator Series 3

3058F
Range: 0.01mm-50mm
AJ00188

ALLINTON ENGINEERING & TRADING PTE LTD
331 Jalan Besar Singapore 208983
T65 6296 0679 **W** allinton.com.sg **E** sales@allinton.com.sg

Allinton Catalogue 2017 15.08.2017.indd 212 15/8/17 4:32 pm

Measurement Tools

Pocket Type Dial Tester Indicator

513-404
Range: 0.01mm–4mm
AJ00189

Bore Gauge - Dial Test Indicator

511-210
Range: 6mm–10mm
AJ00190
511-203
Range: 10mm–18.5mm
AJ00369
511-167
Range: 18mm–35mm
AJ00370
511-168
Range: 35mm–60mm
AJ00371
511-169
Range: 50mm–100mm
AJ00372

Magnetic Stand

7010S **AJ00191**
7011S **AJ00192**

7012
AJ00193

Machine Counter

AJ00195

AJ00196 **AJ00197**

Stock Code	Model	Digit
AJ00195	207	5
AJ00196	906	6
AJ00197	907	7

AJ00200
Hand Tally Counter
H-102 style
Base type is available

Surface Gauge

E102B
- Designed for precise marking out operations
- Hardened and tempered steel base, ground on one end and bottom face
- Vee groove for locating on cylindrical workpieces
- Two retractable locating pins
- Radial grooves in the side facilitate comfortable handling
- One handed fine adjustment
- Supplied with two interchangeable pillars and one 4mm diameter scriber

E106
- Designed for marking out and general purpose use
- Cast base, ground ar one end and on the bottom face
- Vee groove for locating on cylindrical workpieces
- Two retractable locating pins
- One handed fine adjustment over a limited range
- Supplied with one 4mm diameter scriber

E107–9
- Budget surface gauge designed for general purpose use
- Cast cylindrical base
- Fixed pillar
- Supplied with one 4mm diameter scriber

Stock Code	Cat No.	Base Size	Pillar Height
AJ00373-1	E102B	105 x 85mm	300mm & 450mm
AJ00374	E106	75 x 75mm	300mm
AJ00375	E107-9	68mm dia	225mm

AJ00373-1
E102B

AJ00374
E106

AJ00375
E107-9

AJ00201
Dial Calipers
A style
2.5ø point

AJ00202
Dial Calipers
G style
flat point

AJ00203
Dial Calipers
P style
2.5ø point

AJ00204
Dial Calipers
A-1 style
1.0ø point

A style **AJ00205**
C style **AJ00206**
Rubber Hardness Tester
A for general rubber
C for soft rubber

Measurement Tools

ALLINTON ENGINEERING & TRADING PTE LTD
331 Jalan Besar Singapore 208983
T65 6296 0679 **W** allinton.com.sg **E** sales@allinton.com.sg

Allinton Catalogue 2017 15.08.2017.indd 213 15/8/17 4:32 pm

Magnetic Base Dial Indicator SB-100G

Use -Measurements that require a dial indicator to be held in fixed position
Material -Ferrite magnet.
Features -Compact size
-Removable, witn ON/OFF magnet ation
-Magnetic force: approx. 250N (55lb)
-Stem holder: ø 6mm.
-Main post screw: M5 x P 0.8

AJ00194

Stock Code	Model	Base Dimension (mm)	Surface magnetic flux density (mT)	Weight
AJ00194	SB-25M	30x 35 x 35	Max 100	270 g

Magnetic Base Dial Indicator B-2

Use -Measurements that require a dial indicator to be held in fixed position
Material -Alnico magnet
Features -Excellent holding force using high power alnico magnet
-Fixed type
-Magnetic force: approx. 80N (18lb)
-Stem holder: ø 6mm
-Main post screw: M5 x P 0.8

AJ00197

Stock Code	Model	Base Dimension (mm)	Surface Magnetic flux density (mT)	Weight
AJ00197	B-2	ø25 x 30	Max 50	160g

LHT-300D

AJ00198

Use -Measureing harness of metal
Material -Body: ABS
Features -Suitable for general metal hardness testing, Excellent for high volume use.
-Can be converted to display in any of 6 hardness scales- HRC, HV, HL, HRB,HS,HB
-Average can be automatically calculated for between 2 to 8 measurements.
-Includes software for recording measured values to PC.
-DL stylus for measuring hardness in narrow spaces such as the bottom of groove in a large gear. (LHT-300DL)

Stock Code	Model	Measuring Range *	Resolution	Accurary	Weight
AJ00198	LHT-300D	Minimum 174 to maximum 900HL	0.1	Within ±17HL	120g
AJ00199	LHT-300DL	Minimum 174 to maximum 900HL	0.1	Within ±17HL	120g

DIAL TENSION GAUGE DITG-50P

Use -Button pressing force, spring tension.
Material -Main body: ABS
-Measuring element: steel
Features -Max indication needle for easily recording the maximum value required for button press.

AJ00504

Stock Code	Model	Range (N)	Resolution (N)	Accuracy	Weight
AJ00481	DITG-30P	0.03~0.30	0.01	less then ± 1.5 graduation	60g
AJ00504	DITG-50P	0.06~0.50	0.02	less then ± 1.5 graduation	60g
AJ00482	DITG-100P	0.10~1.00	0.05	less then ± 1.5 graduation	60g
AJ00483	DITG-150P	0.15~1.50	0.05	less then ± 1.5 graduation	60g
AJ00484	DITG-300P	0.30~3.00	0.1	less then ± 1.5 graduation	60g
AJ00485	DITG-500P	0.60~5.00	0.2	less then ± 1.5 graduation	60g

DUROMETER STAND DMS-D

Use -Sand for holding durmeter
Material -Stem, Weight: Iron
-Base: Cast Iron
Features -When durometer is attached, provides Constant pressure for Consistent measurements.

AJ00201

Stock Code	Model	Applicable Durometer	Weight
AJ00201	DMS-D	ADM-D	9.5 Kg

DUROMETER ADM-A

Use -Checking the hardness of a material such as rubber or plastic
Material -Body: Aluminium
-Presser foot:HM35 (SKH55) tool steel
Features -Presser foot geometry and spring force in compliance with the following standards:
-ISO 7619€ (Rubber-Determination of indentation hardness by means of pocket hardness meters)
Accessories -Block to check wear (ADM-A)

AJ00205

Stock Code	Model	Weight
AJ00205	ADM-A	160g
AJ00206	ADM-D	160g

STEEL COMPARATOR STAND

Use -Measurement base for mounting dial gauge or test indicator
Material -Base : Cast Iron-Main Post: Steel- Bracket: Aluminium
Features -Small stand and convenient in comprison measurement using dial gauge
-The hardened steel measurement base has grooves to prevent ringing.

Stock Code	Model	Vertical Stroke Length (mm)	Base Dimentions(mm)	Base Flatness (μm)	Stem Mounting Hole (mm)	Fine Adjust Vertical Stroke Length (mm)	Weight
AJ00486	SC-80C	150	80 x 80	3	ø 8	3	3.16 kg

SC-80C
AJ00486

RUN OUT GAUGE SYSTEM

Stock Code	Model	Base type	Roller type	Carrier type	Weight
AJ00487	ROG-223SS	Short base	Flat Roller	Shaft Carrier	4.1 kg
AJ00425	ROG-351-LS	Long base	Slit Roller	Basic Type (No Carrier)	4.6 kg

ROG-223SS
AJ00487



ROG-351-LS
AJ00425

ALLINTON ENGINEERING & TRADING PTE LTD
331 Jalan Besar Singapore 208983
T65 6296 0679 **W** allinton.com.sg **E** sales@allinton.com.sg

Allinton Catalogue 2017 15.08.2017.indd 214 15/8/17 4:32 pm

Measurement Tools

Flat Square

Stock Code	Nominal Size (mm)	Horizontal Length (mm)	Width (mm)	Thickness (mm)
AJ00207	75	50	18	3
AJ00208	100	70	20	4
AJ00209	125	80	20	4
AJ00210	150	100	25	5
AJ00211	200	130	25	6
AJ00212	250	165	30	6
AJ00213	300	200	30	6
AJ00214	400	200	40	8
AJ00216	500	300	40	8
AJ00217	600	325	50	10
AJ00218	750	400	50	10
AJ00219	1000	550	60	12
AJ00220	1500	750	80	12
AJ00221	2000	1000		



AJ00207

Precision Square with Base

Stock Code	Nominal Size (mm)	Horizontal Length (mm)	Width (mm)	Thickness (mm)
AJ00222	75	50	16	10
AJ00223	100	70	18	12
AJ00224	125	80	18	12
AJ00225	150	100	22	18
AJ00226	200	130	26	22
AJ00227	250	165	26	22
AJ00228	300	200	32	27
AJ00230	400	200	40	27
AJ00232	500	300	45	35
AJ00233	600	320	55	35
AJ00234	750	400	63	50
AJ00235	1000	550	80	65
AJ00236	1500	600	90	80
AJ00237	2000	800	105	90

AJ00222

Steel Straight Edge

Stock Code	Nominal Size (mm)	Width (mm)	Thickness (mm)
AJ00238	150	24	3
AJ00239	200	24	3
AJ00240	250	30	4
AJ00241	300	35	5
AJ00242	450	40	5
AJ00243	600	40	5
AJ00244	1000	50	6
AJ00245	1500	75	7
AJ00246	2000	85	8
AJ00247	2500	95	10
AJ00248	3000	100	10

AJ00238



AJ00239

Straight Edge with Graduation

Stock Code	Nominal Size (mm)	Width (mm)	Thickness (mm)
AJ00249	500	25	6
AJ00250	1000	30	6
AJ00251	1500	32	6
AJ00252	2000	40	8
AJ00253	3000	50	10

AJ00249



AJ00250

Small Bench Level

AJ00255

Stock Code	Model	Size (mm)
AJ00255	T-100	100 x 30 x 15

Precision Level

Stock Code	Size (mm)
AJ00256	150 x 0.05
AJ00257	150 x 0.02
AJ00258	200 x 0.05
AJ00259	200 x 0.02
AJ00260	250 x 0.05
AJ00261	250 x 0.02
AJ00262	300 x 0.05
AJ00263	300 x 0.02

AJ00256

Cross Test Level



AJ00264

Pocket Level

AJ00266

Stock Code	Model	Size (mm)
AJ00264	CT-70	70 x 25 x 15
AJ00266	A90-17	90 x 17

Precision Square Level

Stock Code	Model: SLA (STEEL) 0.02mm/mm	Size L x W x H(mm)
AJ00271	SLA-150002	150 x 40 x 150
AJ00272	SLA-200002	200 x 43 x 200
AJ00273	SLA-250002	250 x 45 x 250
AJ00274	SLA-300002	300 x 47 x 300

Model: SLA AJ00271

Levelnic Digital Angle DP-30XY

AJ00202

USE : Precision angle measurement and working reference for assemble of machinery, tooling, jig,etc.

Materials: Case: Aluminium
Base Aluminium Alloy (With Magnet)

Features: Touch-panel Color LCD
Display unit"" (degree), "mm/m" Switchable
Auto off,auto display of features
Zero position can be set at any angle

Measurement Tools

ALLINTON ENGINEERING & TRADING PTE LTD
331 Jalan Besar Singapore 208983
T65 6296 0679 **W** allinton.com.sg **E** sales@allinton.com.sg

Allinton Catalogue 2017 15.08.2017.indd 215 15/8/17 4:32 pm

Cast Iron X Type V Block

Stock Code	Size (mm)
AJ00275	110 x 100 x 60
AJ00276	150 x 140 x 85
AJ00277	200 x 170 x 85
AJ00278	250 x 200 x 90

AJ00275

V Block with Clamp

Stock Code	Size (mm)
AJ00279	30 x 30 x 40
AJ00280	40 x 40 x 50
AJ00281	60 x 60 x 70

AJ00279

Steel V Block

Stock Code	Size (mm)
AJ00282	38 x 24 x 19
AJ00283	50 x 28 x 22
AJ00284	65 x 40 x 25
AJ00285	75 x 50 x 35
AJ00286	100 x 60 x 38
AJ00287	125 x 70 x 45
AJ00288	150 x 90 x 60
AJ00289	200 x 140 x 90
AJ00290	250 x 140 x 90

AJ00282

Cast Iron V Block

Stock Code	Size (mm)
AJ00291	70 x 60 x 32
AJ00292	100 x 68 x 40
AJ00293	125 x 80 x 50
AJ00294	150 x 90 x 65
AJ00295	175 x 115 x 75
AJ00296	200 x 140 x 100
AJ00297	200 x 165 x 125

AJ00291

Granite Surface Plate

Stock Code	Size (mm)	Top Thick	Swage Hole		Weight
AJ00298	300 x 600 x 100	35	40	27	230
AJ00299	450 x 900 x 125	35	40	36	350
AJ00300	500 x 1200 x 125	40	50	36	450
AJ00301	600 x 1800 x 150	45	50	45	850
AJ00302	600 x 1800 x 175	45	50	60	1150
AJ00303	750 x 2400 x 200	50	50	84	2200
AJ00304	1000 x 3000 x 250	50	50	128	3000
AJ00305	1000 x 3000 x 250	60	50	160	2300
AJ00306	1500 x 4000 x 350	60	60	180	7800
AJ00307	2000 x 3500 x 300	60	60	192	6600

AJ00298

Slotted Angle Plates

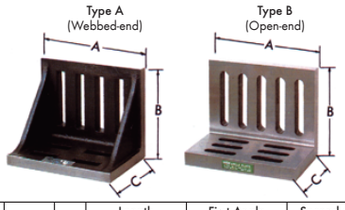

Stock Code		No.	Length (A)		First Angle (B)		Second Angle (C)	
			in.	mm.	in.	mm.	in.	mm.
AJ00488	Type A	1	3	76	2-1/2	64	2	51
AJ00489		2	3-1/2	89	3	76	2-1/2	63
AJ00490		3	4-1/2	114	3-1/2	89	3	76
AJ00491		4	6	152	5	127	4-1/2	114
AJ00492		5	7	178	5-1/2	140	4-1/2	114
AJ00493		6	8	203	6	152	5	127
AJ00494		7	9	229	7	178	6	152
AJ00495		8	10	254	8	203	6	152
AJ00496		9	12	305	9	229	8	203
AJ00497	Type B	11	4-1/2	114	3-1/2	89	3	76
AJ00498		12	6	152	5	127	4-1/2	114
AJ00499		13	7	178	5-1/2	140	4-1/2	114
AJ00500		14	8	203	6	152	5	127
AJ00501		15	9	229	7	178	6	152
AJ00502		16	10	254	8	203	6	152
AJ00503		17	12	305	9	229	8	203

Cast Iron Surface Plates

Stock Code	Size (mm)	Model	Size (mm)
AJ00308	300 x 200 x 50	-	600 x 900 x 100
AJ00309	450 x 250 x 50	-	900 x 900 x 125
AJ00310	500 x 300 x 50	-	900 x 1200 x 125
AJ00311	600 x 300 x 50	-	900 x 1800 x 150
AJ00312	600 x 400 x 60	-	1200 x 1800 x 175
AJ00313	750 x 450 x 65	-	1200 x 2400 x 200
AJ00314	1000 x 450 x 75	-	1500 x 3000 x 250
AJ00315	1000 x 500 x 70		
AJ00316	1500 x 600 x 100		
AJ00317	2000 x 600 x 100		



AJ00308

AT-8 High Accuracy Tachometers

AT-8 Digital Tachometer provides fast and accurate contact and Non-contact RPM and surface speed measurements of rotating objects.

Features:

1. Wide measurement range and high resolution
2. 40 readings memories
3. Built-in laser pointer
4. 5 digits LCD display

Specifications:

Contact test range	2 to 20,000 RPM
Non-contact test range	2 to 99,999 RPM
Tot test range	1 to 99,999 RPM
Accuracy	±(0.05% + 1digit)
Resolution	0.1RPM(2 to 9999.9RPM)
	1RPM (over 10000 RPM)
Sampling time	0.5 sec.(over 120 RPM)
Detecting distance	50mm to500mm
Time base	Quartz crystal
Power consumption	Approx.45mA
Battery	9V

AJ00320

Contact Tachometer

- Available in Contact
- Large 5-Digits Liquid Crystal Display
- Memory Function
- High Accuracy
- Compact & Light Weight

Model	Range (rpm)	Accuracy	Remarks
DT-2230	1-25,000	1-5,999: ±1 rpm 6,000-25,000: ±2 rpm	Contact

DT-2230
AJ00318

ALLINTON ENGINEERING & TRADING PTE LTD
331 Jalan Besar Singapore 208983
T65 6296 0679 **W** allinton.com.sg **E** sales@allinton.com.sg

Allinton Catalogue 2017 15.08.2017.indd 216 15/8/17 4:32 pm

Measurement Tools

Digital Multimeter 1009

DC AC V | DC AC A | Ω | •))) | ⊸| | ⊸|⊷

Hz | DUTY | DATA HOLD | REL | AUTO POWER OFF

- Display : 4000 counts.
- Auto range and manual range selector provided. (with range hold feature)
- Resistance range provides audible continuity test.
- Automatically turns power off in about 30 minutes to conserve battery life.
- Direct current measurement up to 10A AC and DC.

AJ00326

Kyoritsu Brand KEW Multimetry 1011/1012

True RMS | DC AC V | DC AC A | Ω | •))) | ⊸|

⊸| | Hz | DUTY | °C | DATA HOLD | MAX/MIN

REL | AUTO POWER OFF

- 6040 counts with Bar Graph display
- MIN/MAX function enables to record min & max value
- REL(relative value) function
- Temperature measurement, selectable for °C and °F (KEW 1011)
- True RMS can measure and indicate distorted waveforms (KEW 1012)
- DUTY function

AJ00322

	1009	1011	1012
DC V	400mV/4/40/400/600V ±0.6%rdg±4dgt*	600.0mV/6.000/60.00/600.0/600V ±0.5%±2dgt*	
AC V	400mV/4/40/400/600V ±1.3%rdg±4dgt*	6.000/60.00/600.0/600V ±1.0%±3dgt*	6.000/60.00/600.0/600V ±1.2%±3dgt*
DC A	400/4000μA/40/400mA/4/10A ±1.0%rdg±4dgt*	600/6000μA/60/600mA/6/10A ±1.2%±3dgt*	
AC A	400/4000μA/40/400mA/4/10A ±2.0%rdg±4dgt*	600/6000μA/60/600mA/6/10A ±1.5%±4dgt*	
Ω	400Ω/4/40/400kΩ/4/40MΩ ±1.0%rdg±4dgt	600Ω/6/60/600kΩ/6/60MΩ ±1.0%±2dgt*	
Continuity buzzer	400Ω(Buzzer sounds below 70Ω)	0-600Ω(Buzzer sounds below 100Ω)	
Diode test	1.5V Release Voltage : Approx. 0.4mA test current	2.8V release voltage : Approx. 0.4mA test current	
Capacitance test	40/400nF/4/40/100μF	40/400nF/4/40/400/4000μF	
Frequency	5.12/51.2/512Hz/5.12/51.2/512kHz/5.12/10MHz	10/100/1000Hz/10/100/1000kHz/10MHz	
DUTY	0.1 - 99.9%(Pulse width/Pulse period) ±2.5%±5dgt	0.1 - 99.9%(Pulse width/Pulse period) ±2.0%±2dgt(- 10kHz)	
Temperature		-50-300°C(-58-275°F)(with the use of Temperature probe 8216)	-
Applicable standards	IEC 610610-1 CAT III 300V, IEC 61326-1	IEC 61010-1 CAT III 300V, CAT II 600V, IEC 61326	
Power source	R6(1.5V) x 2 (Auto power off : approx. 30 minutes)	R6(1.5V) x 2 (Auto power off : approx. 15 minutes)	
Dimensions	161(L) x 82(W) x 50(D)mm	161(L) x 82(W) x 50(D)mm	
Weight	280g approx.	280g approx.	
Accessories	7066A(Test leads), 8919(Ceramic fuse[10A/600v]) x1,	7066A(Test leads), 8216(K-type temperature probe)(1011 Only), 8918(Ceramic fuse[0.8A/	
	8923(Ceramic fuse[0.5A/600V]) x 1. R6 x 2. Instruction manual	600V]) x 1 built-in, 8919(Ceramic fuse[10A/600V]) x 1 built-in, R6 x 2, Instruction manual	
Optional	7234(Alligator clip), 9095(Carrying case)		

*Basic accuracy : For the detailed accuracy, please see our product catalog on our website.

Kyoritsu 2003A AC/DC Digital Clamp Meter

- Equipped to measure both AC and DC current with transformer jaws of large diameter
- Can measure AC and DC currents up to 2000A
- Output terminal for connection to recorders
- AC/ DC voltage, resistance measurement and continuity functions also available

AJ00330

AC/DC Digital Clamp Meter 2009R

- True RMS reading instrument ideal for accurate measurement of distorted waveforms and non-sinusoidal waveforms arising from thyristors
- Can measure AC and DC currents up to 2000A
- Output terminal for connection to recorders

Model	Model 2003A	Model 2009A
AC A	400A (0~400A)	400A (0~400A)
AC V	400/ 750V	40/ 400/ 750V
DC A	400/ 2000A	400/ 2000A
DC V	400/ 1000V	40/ 400/ 1000V
Output Voltage	400/ 2000A	400/ 2000A

AJ00331

Hioki-3244-60 Card Hi Tester

A card size DMM with the emphasis on safety

- Card size : only 9.5mm thick and 60g in weight
- 4199 count display
- The test leads fir neatly inside the case. Or, you can use the wrap around method shown in the photograph
- Automatic power saving function saves your batteries even when you forget to turn off the power

AJ00329

Fluke 117

Electrician's Multimeter with Non-Contact Voltage

Featured include:

- VoltAlert ™ technology for non-contact voltage detect
- Auto Volt automatic ac/dc voltage selection
- LoZ: helps prevent false readings due to ghost voltage
- Large white LED backlight to work in poorly lit areas
- True-rms for accurate measurements on non-linear loads
- Measures 20 A (30 seconds momentary; 10 A continuous)
- Resistance, continuity, frequency and capacitance
- Min/Max/Average to record signal fluctuations
- Compatible with optional magnetic hanger (ToolPak™) for hands free operation
- CAT 3 600 V safety rated

General Specification

Accuracy is specified for 1 year after calibration, at operating temperatures of 18°C to 28°C, with relative humidity at 0% to 95 %

The accuracy specifications the the form of: ±([%of reading] = [counts])

AJ00332

Maximum voltage between any terminal and earth ground	600V
Surge protection	6kV peak per IEC 61010-1 600V CAT 3, Pollution Degree 2
Fuse for a input	11 A, 1000 V FAST Fuse (Fluke PN 803293)
Display	Digital: 6,000 counts, updates 4/sec
Bar graph	33 segments, updates 32/sec
Operating Tempertature	-10°C to + 50°C
Storage temperature	-40°C to 60° C
Battery	9 volt alkaline ,NEDA 1604A/ IEC 6LR61
Battery Life	400 hours typical, without backlight

ALLINTON ENGINEERING & TRADING PTE LTD
331 Jalan Besar Singapore 208983
T65 6296 0679 **W** allinton.com.sg **E** sales@allinton.com.sg

Allinton Catalogue 2017 15.08.2017.indd 217 15/8/17 4:32 pm

3280-10/ 3280-20 Digital Clamp on HiTester

3280-10
AC current up to 1000 A
Ø 33mm (1.30 in) dia
Average rectifier

3280-20
AC current up to 1000 A
Ø 33mm (1.30 in) dia
True RMS rectifier

- Easy operate
- 1000A, clamp aperture: 33mm (1.30 in) dia.
- Light 100g (3.5 oz), and Slim 16mm (0.63in)
- Independent-opening double-lever design
- Slim body design, allows easy clamping even for narrow conductors
- No metal (iron core) exposure, ensuring enhanced safety

AJ00338

AJ00333

3288 Clamp on AC/ DC HiTester

up to 1000 AC/DC
Ø 35mm (1.38 in) dia
True RMS rectifier

- Compact & easy, one-touch maintenance on all types of AC/ DC equipment
- Use the 3288 for high current measurements such as UPS emergency batteries and train motors
- A slim core of only 10mm (0.39in) for easy clamping even crowded wiring

AJ00319

KYORITSU 1110 MULTIMER

AJ00335

DC V	0.3V (16.7kΩ/V)±3% of FS 3/12/30/120/300/600V(20kΩ/V)±3% of FS
AC V	12V(9kΩ/V) ±4% of FS 30/120/300/600V (9kΩ/V)±3% of FS
DC A	60μA/30/300mA ±3% of FS
Ω	3/30/300kΩ±3% of scale length
Continulty buzzer	Buzzer sounds below 100Ω
Battery Test	1.5V (0.7-2V) ± 3% of FS (10Ω load)
Temperature	-20°C - + 150°C ±3% of scale length (0°C - + 100°C) ±4% of scale length (other ranges) (with the vuse of Temperature probe 7060)
LED	10mA approx. at 0Ω(at 3V of battery voltage)
Applicable standards	IEC 61010-1 CAT 3 300V / CAT 2 600v, iec 61326-1
Power Source	R6 (AA) (1.5V) X 2
Dimensions	140(L) X 94(W) X 39(d) mm
Weight	280g approx.
Accessories	7066A (Test leads), 8923 (Fuse[F500mA/600V]) x 2, R6(AA) x 2 , 9103 (Carrying case), instruction manual
Optional	7060 (Temperature probe)

KYORITSU 1030 DIGITAL MULTIMETERS

AJ00336

DCV	400m/4/40/400/600V (5 range auto) ±0.8%rdg±5dgt(400mV-400V) ±1.0%rdg±5dgt(600V)
ACV	4/40/400/600V(4 range auto) ±1.3%rdg±5dgt(4/40V)50/60Hz) ±1.6%rdg±5dgt (400/600V)(50/60Hz)
Ω	400/4k/40k/400k/4M/40MΩ(6 range auto) ±1.0%rdg±5dgt (400Ω-4MΩ) ±2.5% rdg ±5dgt (40M)
Continuity buzzer	Buzzer sounds when resistance is 120Ωor less
Diode test	Test voltage approx. 0.3-1.5V
Capacitance test	50n/500n/5μ/50μ/100μF (5 range auto) ±3.5%rdg±10dgt (50nF) ±3.5%rdg±5dgt(500n-50μF) ±4.5%rdg±5dgt (100μF)
Frequency	5/50/500/5k/50k/200kHz ±0.1% rdg ±5dgt
Duty	0.1-99.9% ± 2.5%rdg ±5dgt(Pulse width/Pulse cycle
Applicable standards	IEC 61010-1CAT 3 600V, IEC 61010-031 , IEC 61326-1 (EMC)
Power Source	Button type battery LR44(1.5V) X 2 (Auto power off: approx 30 minutes0
Dimensions	190 (L) x 39(W) x 31(D) mm
Weight	Approx. 100g (Including batteries)
Accessories	9130 (CARRYING CASE). Lr44 (1.5v X 2. Instruction manual

DIGITAL MULTIMETERS MODEL 1021R

AJ00339

- Elegant and easy-to-use cabinet
- Large display with 6000 counts and Backlight
- Enhanced current measuring function using an external clan sensor
- Two detachable holders, flat and wing type
- Accurate reading with True RMS
- Safety Standard IEC 61010-1 CAT 4 300V/CAT 3 600V

DCV	6,000/60.00 /600.0v (AUTO RANGE)
	±0.5%rdg ± 3dgt
DC mV	600.V ±1.5%rdg 3dgt
DC Clamp Sensor	60.00/200.0A (auto range)
	±1.5%rdg ±3dgt + Sensor accuracy
AC V	6.000 /60.00/600.0V (auto range)
	±1.0% rdg ± 3dgt [40-500Hz]
AC mV	600.0V
	±2.0% rdg ±3dgt (40-500Hz)
AC Clamp Sensor	60.00/200.0A (auto range)
	±2.0%rdg ± 3dgt + Sensor accuracy [40-500Hz]
DC A	6.000/10.00A (auto range)
	±1.5%rdg ±3dgt
AC A	6.000/10.00A (auto range)
	±1.5% rdg ± 3dg [45-500Hz]
Ω	600.0Ω.6.000/60.00/600.0kΩ/6.000/40.00MΩ(auto range)
	±0.5% rdg ±4dgt (600Ω)
	±0.5%rdg ±2dgt (6/60/600kΩ/6MΩ)
	± 1.5% rdg ± 3dgt (40MΩ)
Continuity buzzer	600Ω(Buzzer sounds below 90Ω)
Diode test	Open-loop voltage: , 3.0V
Capacitance	60.00/600.0nF/6.000/60.00/600.0/1000μF
	± 2.0%rdg ± 5dgt (60/600nF)
	±5.0 %rdg ± 5dgt (6/60/600/1000μF)
Frequency	ACV 99.99/999.9Hz/9.999/99.99kHZ ±0.1% rdg ±3dgt
	ACA 99.99/999.9Hz/9.999kHz ±0.1% rdg ±3dgt
DUTY	10-90% ± 1.0%rdg ±3dgt [50/60Hz]
Applicable standards	IEC 61010-1 CAT 4 300V /CAT 3 600V/CAT 2 1000V
	IEC 61010-2-33, IEC 61010-031,IEC 61326-2-2 (EMC)EN 50581 (RoHS)
Power source	R03 (1.5V) x 2
Dimensions	155(L) x 75(W) x40(D) mm
Weight	250g Approx. (including batteries)
Included Accessories	Wing-Type holder, Flat-type holder,7066A (Test leads)
	8919 (Ceramic fuse [10A/600V])x 1 (included)
	9097 (Carrying case), R03 x 2 , Instruction manual
Optional Accessories	7234 (Alligator clip) 8161 (AC clamp adaptor)
	8115 (AC/DC clamp sensor), 9189 (Magnet hanger strap)

ALLINTON ENGINEERING & TRADING PTE LTD
331 Jalan Besar Singapore 208983
T65 6296 0679 **W** allinton.com.sg **E** sales@allinton.com.sg

Allinton Catalogue 2017 15.08.2017.indd 218 15/8/17 4:32 pm

Kyoritsu High Voltage Insulation Testers 3125 5000V

AJ00348

- Short-Circuit Current up to 5mA to Speed up tests. (KEW3126)
- Large digital display with Bar Graph indication and back light.
- Polarization Index measurement(PI)
- Dielectric Absorption Ratio(DAR).
- Indication of Output voltage and Discharge voltage.
- Safety standard IEC 61010-1 CAT IV 300V / CAT III 600V

Test voltage	5000v*1
Measuring range	0.0 - 99.9MΩ
	80 - 999MΩ
	0.80 - 9.99GΩ
	8.0 - 99.9GΩ
	80 - 1000GΩ
Accuracy	±5%rdg±3dgt
	±20%(100GΩ or more)
Short circuit current	1.5mA
Rated test current	1mA - 1.2mA at 5MΩ load
Open circuit voltage	5000V +20%,-0%
Applicable standard	IEC 61010-1, 61010-2-030 CAT IV 300V, CAT III 600V Pollution degree 2, IEC 61326-1, 2-2
Power source	DC12V:LR14 x 8
Dimensions	177(L) x 226(W) x 100(D) mm
Weight	1.7kg approx. : 3025A 1.9kg approx. : 3125A
Accessories	7165A(Line probe)(3m), 7264(Earth cord)(3m), 7265(Guard cord)(3m), 8019(Hook type prod), 9180(Carrying case for 3025A)
	9181(Carrying case for 3125A), LR14(Alkaline battery size C) x 8, Instruction manual
Optional	7168A(Line probe with alligator clip)(3m), 7253(Longer line probe with alligator clip)(15m), 8302(Adaptor for recorder)

Earth Testers 4105A - (Wilth Soft Case), 4105A-H (With Hard Case)

AJ00349

Soft case model

Hard case model

- In addition to the facility for precision measurement, test leads for simplified two wire measuring system also supplied as standard accessories.
  (unit can be hung from the neck for simplified measurement)
- The latest circuit design permits the instrument to operate with the minimum of influence from earth voltage and earth resistance of auxiliary earth spikes.
- Dust and drio proof. (designed to IEC 60529 IP54)
- Earth resistance value can be read directly from the scale.
- Designed to meet IEC 61010-1 safety standard.
- Capable of measuring earth voltage.
- Small and lightweight. Shock resistant new case material.
- 2mA measuring current permits earth resistance tests without tripping earth leakage current breakers in the circuit under test.
- Lead wire connection to C and P terminals and proper auxiliary earth resistance can be checked by "OK" lamp. Lead wire connection to C and E terminals is good when "OK" lamp is illuminated. (4102A)

Measurement ranges	Earth resistance : 0 - 20Ω/0 - 200Ω/0 - 2000Ω Earth voltage[50,60Hz] : 0 - 200V AC
Accuracy	Earth resistance : ±2%rdg±0.1Ω(20Ω range) ±2%rdg±3dgt(200/2000Ω range) Earth voltage : ±1%rdg±4dgt
Overload protection	Earth resistance : 280V AC for 10 seconds across 2 of the 3 terminals Earth voltage : 300V AC for 1 minute
Applicable standards	IEC 61010-1 CAT III 300V Pollution degree 2 IEC 61557-1,5
	IEC 60529(IP54)
Power source	R6(AA)(1.5V) x 6
Dimensions	105(L) x 158(W) x 70(D)mm
Weight	550g approx.
Accessories	7095A(Earth resistance test leads) x 1set(red-20m, yellow-10m,
	green-5m) 8032(Auxiliary earth spikes[2 spikes/set]) x 1set
	7127A(Simplified measurement probe) x 1set
	R6(AA) x 6,9121(Shoulder strap), Instruction manual
	Carrying case : 9084(Carrying case[Soft]) : 9165(Carrying case[Hard])
Optional	7100A(Precision measurement cord set)

Earth Testers 4102A (With Soft Case), 4102A-H (With Hard Case)

AJ00350

Measurement ranges	Earth resistance : 0 - 12Ω/O - 120Ω/O - 1200Ω Earth voltage[50,60Hz] : 0 - 30V AC
Accuracy	Earth resistance: ±3% of full scale Earth voltage: ±3% of full scale
Overload protection	Earth resistance : 276V AC for 10 seconds across 2 of the 3 terminals Earth voltage : 276V AC for 1 minute
Applicable standards 61557-1,5	IEC 61010-1 CAT III 300V Pollution degree 2 IEC
	IEC 60529(IP54)
Power source	R6(AA)(1.5V) x 6
Dimensions	105(L) x 158(W) x 70(D)mm
Weight	600g approx.
Accessories	7095A(Earth resistance test leads) x 1set(red-20m, yellow-10m,
	green-5m) 8032(Auxiliary earth spikes[2 spikes/set]) x 1set
	7127A(Simplified measurement probe) x 1set
	R6(AA) x 6,9121(Shoulder strap), Instruction manual
	Carrying case : 9084(Carrying case[Soft]) : 9164(Carrying case[Hard])
Optional	7100A(Precision measurement cord set)

ALLINTON ENGINEERING & TRADING PTE LTD
331 Jalan Besar Singapore 208983
T65 6296 0679 **W** allinton.com.sg **E** sales@allinton.com.sg

Allinton Catalogue 2017 15.08.2017.indd 219 15/8/17 4:32 pm

Kyoritsu Leakage Clamp Meters 2413R

RMS Ø68 MAX 1000A AC A DATA HOLD PEAK HOLD Resolution 0.1mA OUT PUT Filter

- Large transformer jaws of 68mm diameter makes it possible to clamp on all three or four wires (3 phases) together for leakage current measurement.
- Frequency filter switch to eliminate the effect of the harmonics.
- 2 way analogue output terminal.

AJ00337

AC A (50/60Hz)	200mA/2/20/200A/1000A ±2.5%rdg±5dgt(200mA/2/20A) ±3.0%rdg±5dgt(200A/0 - 500A) ±5.5%rdg(501 - 1000A)
AC A (WIDE)	200mA/2/20/200/1000A ±1.8%rdg±5dgt[50/60Hz] ±3.0%rdg±5dgt[40Hz - 1kHz](200mA/2/20A) ±2.0%rdg±5dgt[50/60Hz] ±3.5%rdg±5dgt[40Hz - 1kHz](200A/0 - 500A) ±5.0%rdg[50/60Hz](501 - 1000A)
Conductor size	Ø68mm max.
Frequency response	40Hz - 1kHz
Effect of external stray magnetic field Ø15mm100A	10mA AC max.
Output	Waveform: AC200mV against the maximum valiue of each range (1000A range is 100mV)
	Recorder: DC200mV against the maximum valiue of each range (1000A range is 100mV)
Crest factor	3.0 or Less
Applicable standards	IEC 61010-1 CAT III 300V IEC 61010-2-032
Power source	6F22(9V) x 1 *Continuous measuring time : approx. 60 hours
Dimensions	250(L) x 130(W) x 50(D)mm
Weight	600g approx.
Accessories	9094(Carrying case) 6F22 x 1 Instruction manual
Optional	7073(2WAY Output cord)

Kyoritsu Digital Multimeters 2000/2001

DC AC V DC AC A Ω •))) Hz DATA HOLD AUTO POWER SAVE

- Capable of measuring AC and DC currents up to 60A(MODEL 2000) /100A (MODEL 2001) with OPEN CLAMP SENSOR.
- 3400 counts with bargraph display.
- Pocket size and heavy duty design.
- Sleep function to save battery consumption.
- Designed to international safety standard IEC 61010-1 CAT III 300V

AJ00340

	2000	2001
DC V	340mV/3.4/34/340/600V (Input impedance : 10MΩ) ±1.5%rdg±4dgt	
AC V	3.4/34/340/600V (Input impedance : 10MΩ) ±1.5%rdg±5dgt[50 - 400Hz]	
DC A	60A ±2%rdg±5dgt	100A ±2%rdg±5dgt
AC A	60A ±2%rdg±5dgt(50/60Hz)	100A ±2%rdg±5dgt)50/60Hz)
Ω	340Ω/3.4/34/340kΩ/3.4/34MΩ ±1%rdg±3dgt(0 - 340kΩ) ±5%rdg±5dgt(3.4MΩ) ±15%rdg±5dgt (34MΩ)	
Continuity buzzer	Buzzer sounds below 30±10Ω (Continuity buzzer works on 340Ω range only)	
Frequency	(AC A)3.4/10kHz ±0.1%rdg±1dgt (AC V)3.4/34/300kHz ±0.1%rdg±1dgt	
	(Input sensitivity Current:more than 15A Voltage:more than 30V)	(Input sensitivity Current:more than 25A Voltage:more than 30V)
Conductor size	ø6mm max.	ø10mm max.
Applicable standards	IEC 61010-1 CAT III 300V Pollution degree 2 IEC 610 10 -031,IEC 61010-2-032, IEC 61326-1	
Power source	R03(DC1.5V) x 2 *Continuous measuring time : approx. 45 hours (Auto power save : approx. 10 minutes)	
Dimensions	128(L) x 87(W) x 24(D)mm	128(L) x 92(W) x 27(D)mm
Weight	210g approx.	220g approx.
Accessories	R03(1.5V) x 2 Instruction manual	
Optional	9107(Carrying case[Soft])	

Kyoritsu Analogue Insulation Testers 3165/3166

AC V

- 500V/1000MΩ (Model 3165)
- 1000V/2000MΩ (Model 3166)
- Expanded megohm scale for easy reading.
- New robust housing case to prevent damage.
- AC voltmeter scale for easy reading.

AJ00341

	3165	3166
Insulation resistance		
Test voltage	500V	1000V
Max. effective scale value	1000M Ω	2000MΩ
Mid-scale value	20MΩ	50MΩ
First effective measuring range	1 - 500MΩ	2 - 1000MΩ
Accuracy	±5% rdg	
Second effective measuring range	0.5/1000MΩ	1/2000MΩ
Accuracy	±10% rdg	
AC voltage		
AC voltage range	600v	
Accuracy	±3% of full scale value	
Power source	R6(AA)(1.5V) x 4	
Dimensions	90(L) x 137(W) x 40(D)mm	
Weight	330g approx.	
Accessories	7025(Test leads) 9074(Cord case) 9123(Shoulder strap) R6(AA) x 4 Instruction manual	

Kyoritsu High Voltage Insulation Testers 3122B

CAT IV 300V CAT III 600V

- Easy and simple operation.
- Automatic ranges, indicated by different LED's.
- Newly-designed alligator clip.
- It comes with a tough hard case.
- Safety standard IEC 61010-1 CAT IV 300V

AJ00345

Test voltage	5000V
Measuring ranges (automatic change)	5GΩ/200GΩ (auto ranging)
First effective measuring ranges	0.2 - 100GΩ
Accuracy	±5% rdg
Other ranges accuracy	±10% rdg or 0.5% of scale length
Short circuit current	0.08mA
Applicable standards	IEC 61010-1, 61010-2-030 CAT IV 300V, CAT III 600V Pollution degree 2, IEC 61326-1, 61326-2-2(EMC), IEC 60529(IP40)
Power source	DC12V:LR14 x 8
Dimensions	177(L) x 226(W) x 100(D) mm
Weight	1.7kg approx.
Accessories	7165A(Line probe)(3m), 7264(Earth cord)(3m), 7265(Guard cord)(3m), 8019(Hook type prod), 9183(Carrying case[Hard]),LR14 x 8, Instruction manual
Optional	7168A(Line probe with alligator clip)(3m), 7253(Longer line probe with alligator clip)(15m), 8302(Adaptor for recorder)

Allinton Catalogue 2017 15.08.2017.indd 220 15/8/17 4:32 pm

EXTECH Digital Sound Level Meter 407730

Features

- ±2dB accuracy with 0.1dB resolution
- A&C weighting
- AC analog output
- Record Max/Min values over time
- Auto power off and Max Hold functions
- Utilizes 0.5"(12.7mm) condenser microphone
- Tripod mountable
- 40 to 130dB measuring range
- Fast/slow response time
- Tripod mountable
- Complete with 4 AAA batteries and microphone windscreen

Applications:

- Monitoring workplace machinery
- Installing audio and alarm systems
- Product noise certification and reduction

AJ00351

Specifications	
Display Counts	2000 count LCD
Range	40 to 130dB
Basic Accuracy	±2dB
Condenser Microphone	0.5" (12.7mm)
Analog Output	AC
Dimensions	9 x 2.2 x 1.7"(230 x 57 x 44mm)
Weight	5.6 oz (160g)

Extech Integrating Sound Level Meter 407780A

Features

- 4-digit multifunction LCD with analog bargraph
- Precise linearity over wide range (100dB)
- Display modes: SPL, SPL MIN/MAX, SEL, and Leq
- Programmable integrating time
- A and C Frequency weighting
- Impulse/Fast/Slow response settings
- Datalogging function records up to 32,000 records
- Real time calendar/clock
- Analog and alarm output features can be used to connect with Frequency analyzers, chart recorders, external dataloggers, and sound level alarms
- Built-in USB interface with included Windows® datalogging software
- Tripod mount
- Meets IEC 61672-1, 60651/60804 Type 2 and ANSI S1.4 Type 2 specifications
- Complete with windscreen, adjustment screwdriver, USB cable, Windows® compatible software, battery, and case

AJ00352

Specifications	
Applicable Standards	IEC 61672-1, 60651 and 60804 Type 2, ANSI S1.4 Type 2
Accuracy	±1.5dB (ref 94dB@1KHz)
Resolution	0.1dB
Digital Display	4 digital LCD
Measurement Parameters	SPL, SPL MIN/MAX, SEL, and Leq
Measurement Range	30dB to 130dB
Linearity Range	100dB
Measurement Frequency Range	31.5Hz to 8KHz
Frequency Weighting	A and C
Response	Impulse, Fast and Slow
Microphone	1/2 " Electret condenser microphone
Sampling time	updated every 0.5s
Bargraph	4dB steps, 100dB range, 125ms update
Display Warning Function	
Overrange Indicator	Displayed at the upper limit
Underrange Indicator	Displayed at the lower limit
Analog AC/DC Output	2Vrms (at full scale), 10mVDC/dB
Power Supply	Four 1.5V AA batteries, Optional AC adapter
Battery Life	Approximately 24 hours
Dimensions	10.4x2.8x0.8" (265x72x21mm)
Weight	10.9oz (310g)

4118A LOOP/ PSC Tester

- Custom microprocessor controlled for highest accuracy and reliability.
- 3 LEDs for checking correct wiring status. Designed to meet IEC 61010-1 safety standard.
- 15mA LOOP measurement: LOOP impedance 20000 range measurement is carried out with low test current (15mA). The current will not cause tripping out involved RCD even the one with the lowest nominal differential current (30mA).
- Direct reading of Prospective Short Circuit Current (PSC) (4118A only).
- Safe voltage measurement function.
- Large custom digital display readout on all models.
- Measure low loop resistances (resolution of 0.01O).
- Automatic lock-out if test resister overheats.
- Large custom digital display readout
- Visual indication of r eversed phase and neutral wiring at socket
- Designed to IP54 Rating
- Complies with IEC61557

AJ00356 (4118A)

Model	4118A
Loop Impedance Ranges	20/ 200/ 2000O
Loop Impedance Accuracy	±2%rdg±4dgt
AC Test Current	20O 25A 200O 2.3A 2000O 15mA
AC Test Period	20O (20ms) 200O (40ms) 2000O (280ms)
PSC Ranges	200A (2.3A 40ms) 2000A (25A 20ms) 20kA (25A 20ms)
PSC Ranges Accuracy	Consider accuracy of Loop impedance
Voltage	110V~260V ±2%rdg±4dgt
Operating Voltage	230V + 10% - 15% (195V~253V) 50Hz

ALLINTON ENGINEERING & TRADING PTE LTD
331 Jalan Besar Singapore 208983
T65 6296 0679 **W** allinton.com.sg **E** sales@allinton.com.sg

Allinton Catalogue 2017 15.08.2017.indd 221 15/8/17 4:32 pm

Kyoritsu RCD Testers 5406A

- Custom microprocessor controlled for highest accuracy and reliability.
- 3 LEDs for checking correct wiring status.
- 0 and 180 degree phase angle switch permits quick tests and consistent readings.
- Digital read-out of tripping time.
- Test of a large kind of RCDs : Standard, Selective, AC and A(DC sensitive breakers).
- Constant current source circuitry ensures that a fluctuating mains voltage does not affect the accuracy of readings.
- Large custom digital display readout.
- Visual indication of reversed phase and neutral wiring at socket.
- Designed to IP54 Rating.
- Complies with IEC 61557

AJ00357

Rated tripping current	10/20/30/200/300/500mA
Fault condition settings	x 1/2 x 1 x 5 x DC Auto Ramp
Trip current duration	1000ms 200ms(x 5)
Lowest resolution	1ms
Trip time accuracy	±0.6%rdg±4dgt
Operating voltage	230V+10%-15% (195V - 253V)[50Hz]
Applicable standards	IEC 61557-1,6 IEC 61010-1 CAT III 300V IEC 61010-031 Pollution degree 2 IEC 60529(IP54)
Dimensions	167(L) x 186(W) x 89(D)mm
Weight	800g approx.
Accessories	Molded plug test leads* 9147(Cord case) 9121(Shoulder strap) Instruction manual
Optional	7121B(Distribution board test leads)

Kyoritsu Multi Function Testers 6010B

- Designed to IEC 61010 -1, IEC 61557
- Data Memory : 300 measured results
- Download Results to PC by Using 8212 Data Communication Adaptor through Optical RS-232C Port.

AJ00358

Continuity testing		
Measuring range		20/200Ω (Auto-ranging)
Open circuit voltage		>6V
Short circuit current		>200mA
Accuracy		±(3%rdg+3dgt)
Insulation resistance testing		
Measuring range		20/200mΩ (Auto-ranging)
Test voltage		500/1000V
Open circuit voltage		+20%, -0%
Rated current		>1mA
Accuracy		±(3%rdg+3dgt)
LOOP Impedance testing		
Impedance range		20Ω/2000Ω
Rated voltage		230V +10%, -15% [50Hz]
Normal test current		20Ω: 25A/10ms
		2000Ω: 15mA/350ms max.
Accuracy		±(3%rdg+8dgt)
RCD testing		
Test current	x1/2, x1	10,30,100,300,500mA(2000ms)
(Test current	FAST	150mA(50MS)
duration)	DC	10,30,100,300mA (2000ms), 500mA(200ms)
	Auto ramp	Goes up by 10% from 20% to 110% of IΔn. 300ms x 10
Rated voltage		230V+10%, -15% 50Hz
Accuracy	Test current	x 1/2 : -8%, -2% x1, Fast: +2%, +8%
		DC : ±10% Auto ramp: ±4%
	Trip time	±(1%rdg+3dgt)
Uc testing		
Measuring range		100V
Rated voltage		230V +10%, -15% [50Hz]
Test current		5mA at IΔn=10mA
		15mA at IΔn=30/100mA
		150mA at IΔn=300/500mA
Accuracy		+5%, +15%rdg ±8dgt
General		
Applicable standards		IEC 61010-1 CAT III 300V Pollution degree 2
		IEC 61557-1,2,3,4,6,10, IEC 60529 (IP40)
Power source		R6 or LR6 x 8
Dimensions		175(L) x 115(W) x 86(D) mm
Weight		840g approx.
Accessories		7122B (Test leads) KAMP10 (Test lead with IEC connector)*
		9092 (Cord case) 9148 (Shoulder strap) Shoulder pad
		Instruction manual R 6(AA)x 8
Optional		7133B (Distribution board test leads)
		8212-RS232C (RS232C adaptor with "KEW Report (Software)")
		8212-USB (USB adaptor with "KEW Report (Software)")

Kyoritsu Phase Indicator 8031

- Phase indicator designed to check the presence of open phase and also the phase sequence by rotating disk and lamps.
- Can check a wide range of 3-phase power source from 110V to 600V. Sealed against dust, the unit ensures trouble-free performance.
- Small, Lightweight and portable. Designed for maximum ease of operation and ruggedness.
- No exposed metal parts, Safety features are incorporated including the instant push button switch operation.(8031F Only)

AJ00359

	8031		8031F
	CE Type	Standard Type	
Operational voltage	110 - 600V AC		
Fuse	-		0.5A/600V (F)
Time limit for continuous	>500V : within 5 minutes		
Frequency response	50/60Hz		
Applicable standards	IEC 61010-1 CAT III 600V Pollution degree 2	-	IEC 61010-1 CAT III 600V Pollution degree 2
Dimensions	106(L) x 75(W) x 40(D)mm		
Weight	350g approx.		
Cord	1.5m(R : red S : white T : blue)		
Accessories	9029(Carrying case)		9094(Carrying case)
	Instruction manual		Instruction manual

CE Type

Standard Type

ALLINTON ENGINEERING & TRADING PTE LTD
331 Jalan Besar Singapore 208983
T65 6296 0679 **W** allinton.com.sg **E** sales@allinton.com.sg

Allinton Catalogue 2017 15.08.2017.indd 222 15/8/17 4:32 pm