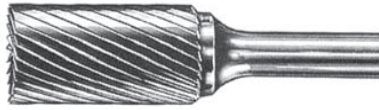


Tungsten Carbide Burrs



Technical Information

Choose From Four Alternative Tooth Formations



Standard Cut is recommended for general de-burring and weld removal where a scratch free surface is paramount.



Diamond Cut is universal cutting style offering smooth operation with a high cutting action, producing short chips and no clogging problems.



Chipbreak offers similar operating characteristics to Standard Cut with the added benefit of shorter chips and a smoother cutting action on high tensile steels.



Aluminium Cut is ideal for aluminium alloys, soft non-ferrous metals and thermoplastics, producing easy chipflow and smooth operation.

All Burrs Are Braze Tested To Ensure Optimum Strength And The Highest Safety Standards

Carbide Burrs are produced on computer numerically controlled fluting machines. They have a specially developed tooth design providing a fast clean cut right to the tip of the tool, with a more even tooth loading over the whole contour of the cutting haed. They achieve a high rate of stock removal combined with a smooth finish on metal, plastics and other materials.

The pitch of tooth on a standard cut Burr will suffice for almost any operation on any material provided the running speeds are as those recommended. Pneumatic or high cycle electric grinding machines with a high standard of concentricity and torque will ensure the most effective service from a Carbide Burr.

Burrs are ideally suited for freehand stock removal, weld preparation and the finishing of nimonic alloy steel components. These applications are generally found in aircraft, shipbuilding and other specialised industries. Significant time and cost savings are achieved when dressing and fettling cast components in iron, steel and non-ferrous foundries.

GENERAL INFORMATION

Tungsten carbide products, although highly durable are brittle, and may be liable to fracture in service. Normal precautions related to the use of cutting tools should be taken whenever using solid carbide cutters. Operators should always wear proper safety glasses with protective side shields.

ORDERING INSTRUCTIONS

When ordering please state Ref. No., type of cut and shank diameter. Unless specified, we will supply standard cut on standard shank.

Note: For special tooth formations, shank diameters, alternative shank lengths, shapes, etc., which are not shown please enquire.

Guide to Running Speeds (RPM)

Material \ Size of Burr	0.125" 3mm	0.250" 6mm	0.375" 10mm	0.500" 13mm	0.625" 16mm
Aluminium Alloys (including hard industrial), Zinc Base Alloys	30,000 to 90,000	15,000 to 75,000	10,000 to 50,000	7,000 to 38,000	6,000 to 30,000
Brass, Cast Iron, Copper	45,000 to 90,000	22,500 to 45,000	15,000 to 40,000	11,000 to 30,000	9,000 to 24,000
Bronze, Mild Steel	60,000 to 90,000	30,000 to 45,000	19,000 to 30,000	15,000 to 22,500	12,000 to 18,000
Ceramics, Hardened Alloy Steels, Nimonic Alloys, S/Steel, Titanium	60,000 to 90,000	45,000 to 60,000	30,000 to 40,000	22,500 to 30,000	18,000 to 24,000
Glass-fibre	45,000 to 60,000	22,500 to 30,000	15,000 to 20,000	11,000 to 15,000	9,000 to 12,000

IMPERIAL SHANKS - A limited range of standard Burrs can be offered on 1/8" and 1/4" diameter shanks. Please discuss your requirements with our Technical Sales Staff.

EXTENDED LENGTHS - For special applications, where standard Burr lengths are inadequate, a range of extended shank Burrs is available. This stock can be found on page 11.

REGRIND SERVICE - All Burrs having 6mm and 8mm shanks can be reground when the cutting edge eventually becomes dull. When reground, the Burr will have a reduced head diameter but the tooth design will be retained.

FOR BEST RESULTS AND MAXIMUM LIFE FROM YOUR BURR PLEASE:

1. Use the correct speed in order to minimise tooth loading and ensure longer life without chipping.
2. Apply constant movement and light pressure when in use. Manual pressure which is customary with other tools is not necessary and may cause impact damage to the Burr.
3. Note that prolonged use will require excessive pressure for stock removal, to the detriment of the Burr and fatigue of the operator and can lead to overheating which may weaken or destroy the brazed joint.
4. Store Burrs safely from impact against other edge tools. Keep in plastic pack when not in use.

NOTE: ALL DIMENSIONS GIVEN ARE NOMINAL SIZES. ALL ILLUSTRATIONS ARE FULL SIZE.

UNICUT

ALLINTON ENGINEERING & TRADING PTE LTD

86 331 Jalan Besar Singapore 208983

T65 6296 0679 W allinton.com.sg E sales@allinton.com.sg

Tungsten Carbide Burrs

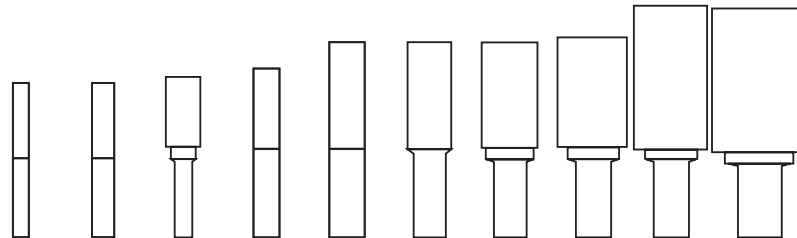


CYLINDER without End Cut




AG00001

Available in Standard, Diamond and Chipbreak tooth formations



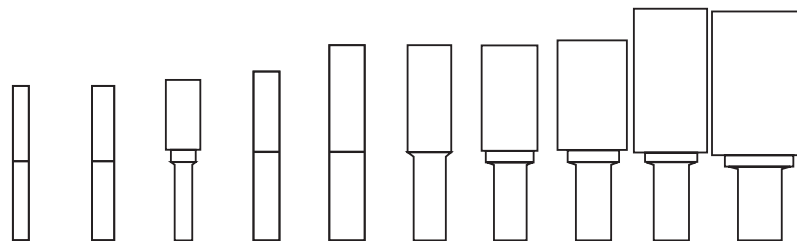
Ref. No. (Std. Cut 'S')	UNI 1100	UNI 1200	UNI 1240	UNI 1300	UNI 1400	UNI 1500	UNI 1600	UNI 1700	UNI 1700-1	UNI 1800
Head-Ø mm	2.4	3	6	4	6	8	10	13	13	16
Head Length mm	13	13	13	13	19	19	19	19	25	25
Shank-Ø mm	2.4	3	3	4	6	6	6	6	6	6 (or 8)
Overall Length mm	38	38	45	50	50	65	65	65	70	70
Stock Code	AG00001	AG00002	AG00003	AG00004	AG00005	AG00006	AG00007	AG00008	AG00009	AG00010

CYLINDER with End Cut



AG00011

Available in Standard, Diamond and Chipbreak tooth formations



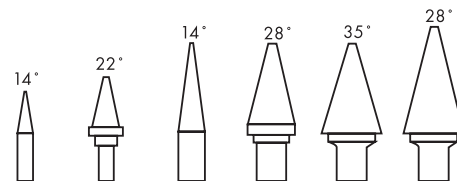
Ref. No. (Std. Cut 'S')	UNI 1102	UNI 1202	UNI 1242	UNI 1302	UNI 1402	UNI 1502	UNI 1602	UNI 1702	UNI 1702-1	UNI 1802
Head-Ø mm	2.4	3	6	4	6	8	10	13	13	16
Head Length mm	13	13	13	13	19	19	19	19	25	25
Shank-Ø mm	2.4	3	3	4	6	6	6	6	6	6 (or 8)
Overall Length mm	38	38	45	50	50	65	65	65	70	70
Stock Code	AG00011	AG00012	AG00013	AG00014	AG00015	AG00016	AG00017	AG00018	AG00019	AG00020

CONE Included Angle




AG00021

Available in Standard, Diamond and Chipbreak tooth formations

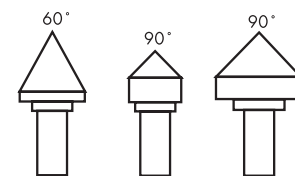


Ref. No. (Std. Cut 'S')	UNI 2200	UNI 2240	UNI 2400	UNI 2600	UNI 2700	UNI 2700-1
Head-Ø mm	3	6	6	10	13	13
Head Length mm	11	13	19	16	19	22
Shank-Ø mm	3	3	6	6	6	6
Overall Length mm	38	45	50	65	65	70
Stock Code	AG00021	AG00022	AG00023	AG00024	AG00025	AG00026

COUNTERSINK



AG00027



Ref. No. (Std. Cut 'S')	UNI 2900	UNI 2000	UNI 2800
Head-Ø mm	13	10	16
Head Length mm	11	5	8
Shank-Ø mm	6	6	6 (or 8)
Overall Length mm	60	55	60
Stock Code	AG00027	AG00028	AG00029

Tungsten Carbide Burrs

UNICUT

ALLINTON ENGINEERING & TRADING PTE LTD

331 Jalan Besar Singapore 208983

T65 6296 0679 W allinton.com.sg E sales@allinton.com.sg

Tungsten Carbide Burrs

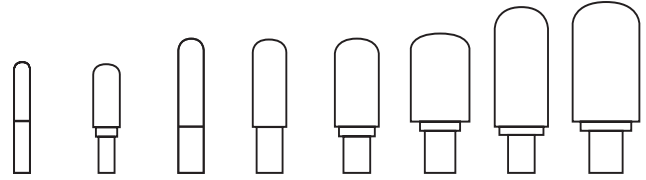


BALL NOSED CYLINDER



AG00030

Available in Standard, Diamond and Chipbreak tooth formations

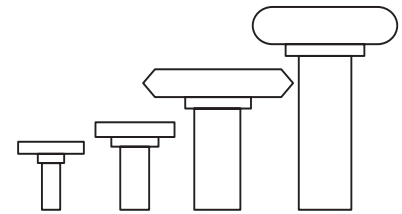


Ref. No. (Std. Cut 'S')	UNI 3200	UNI 3240	UNI 3400	UNI 3500	UNI 3600	UNI 3700	UNI 3700-1	UNI 3800
Head-Ø mm	3	6	6	8	10	13	13	16
Head Length mm	13	13	19	19	19	19	25	25
Shank-Ø mm	3	3	6	6	6	6	6 (or 8)	6 (or 8)
Overall Length mm	38	45	50	65	65	65	70	70
Stock Code	AG00030	AG00031	AG00032	AG00033	AG00034	AG00035	AG00036	AG00037

RIM



AG00038



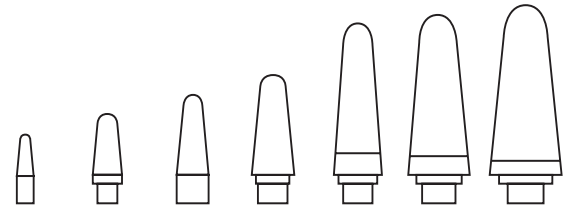
Ref. No. (Std. Cut 'S')	UNI 8240	UNI 8700	UNI 8100	UNI 9100
Head-Ø mm	10	13	25	25
Head Length mm	1.6	2.6	5.2	6.3
Shank-Ø mm	3	6	8	8
Overall Length mm	34	48	50	51
Stock Code	AG00038	AG00039	AG00040	AG00041

BALL NOSED CONE Included Angle 14°



AG00042

Available in Standard, Diamond and Chipbreak tooth formations



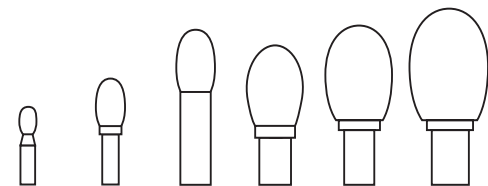
Ref. No. (Std. Cut 'S')	UNI 4200	UNI 4240	UNI 4400	UNI 4600	UNI 4600-1	UNI 4700	UNI 4800
Head-Ø mm	3	6	6	10	10	13	16
Head Length mm	8	13	16	19	27	30	33
Shank-Ø mm	3	3	6	6	6	6 (or 8)	6 (or 8)
Overall Length mm	38	45	50	65	75	75	78
Stock Code	AG00042	AG00043	AG00044	AG00628	AG00045	AG00046	AG00047

OVAL



AG00048

Available in Standard, Diamond and Chipbreak tooth formations



Ref. No. (Std. Cut 'S')	UNI 5220	UNI 5240	UNI 5300	UNI 5500	UNI 5700	UNI 5800
Head-Ø mm	3	6	8	10	13	16
Head Length mm	6	10	13	16	22	25
Shank-Ø mm	3	3	6	6	6 (or 8)	6 (or 8)
Overall Length mm	38	42	58	60	67	70
Stock Code	AG00048	AG00049	AG00050	AG00051	AG00052	AG00053

Tungsten Carbide Burrs

UNICUT

ALLINTON ENGINEERING & TRADING PTE LTD

88

331 Jalan Besar Singapore 208983

T65 6296 0679 W allinton.com.sg E sales@allinton.com.sg

Tungsten Carbide Burrs



FLAME



AG00054

Available in Standard, Diamond and Chipbreak tooth formations

Ref. No. (Std. Cut 'S')	UNI 5200	UNI 5400	UNI 5550	UNI 5600
Head-Ø mm	3	6	8	13
Head Length mm	8	14	19	32
Shank-Ø mm	3	6	6	6 (or 8)
Overall Length mm	38	50	65	77
Stock Code	AG00054	AG00055	AG00056	AG00057

FLAME

without End Cut Included Angle



AG00074

Ref. No. (Std. Cut 'S')	UNI 8200	UNI 8400	UNI 8500
Head-Ø mm	3	6	13
Head Length mm	7	7	13
Shank-Ø mm	3	6	6 (or 8)
Overall Length mm	38	50	58
Stock Code	AG00074	AG00075	AG00076

TREE




AG00058

Available in Standard, Diamond and Chipbreak tooth formations

Ref. No. (Std. Cut 'S')	UNI 6200	UNI 6240	UNI 6400	UNI 6500	UNI 6700	UNI 6800	UNI 6900
Head-Ø mm	3	6	6	10	13	13	16
Head Length mm	13	13	16	19	19	25	25
Shank-Ø mm	3	3	6	6	6	6 (or 8)	6 (or 8)
Overall Length mm	38	45	50	65	65	70	70
Stock Code	AG00058	AG00059	AG00060	AG00061	AG00062	AG00063	AG00064

BALL

All Ball End Burrs have a sectioned end (skip-flute). This feature ensures the same high cutting efficiency over the entire surface area of the burr.



AG00065

Available in Standard, Diamond and Chipbreak tooth formations

Ref. No. (Std. Cut 'S')	UNI 7200	UNI 7240	UNI 7300	UNI 7400	UNI 7500	UNI 7600	UNI 7700	UNI 7800	UNI 7900
Head-Ø mm	3	6	4	6	8	10	13	16	19
Head Length mm	2.7	5.4	3.6	5.4	7.2	9.0	11.7	14.4	17.1
Shank-Ø mm	3	3	3	6	6	6	6 (or 8)	6 (or 8)	6 (or 8)
Overall Length mm	38	38	45	50	52	53	55	60	63
Stock Code	AG00065	AG00066	AG00067	AG00068	AG00069	AG00070	AG00071	AG00072	AG00073

BALL NOSED TREE



AG00077

Available in Standard, Diamond and Chipbreak tooth formations

Ref. No. (Std. Cut 'S')	UNI 9200	UNI 9240	UNI 9400	UNI 9600	UNI 9700	UNI 9800
Head-Ø mm	3	6	6	10	13	16
Head Length mm	13	13	16	19	25	25
Shank-Ø mm	3	3	6	6	6 (or 8)	6 (or 8)
Overall Length mm	38	45	50	65	70	70
Stock Code	AG00077	AG00078	AG00079	AG00080	AG00081	AG00082

Tungsten Carbide Burrs

UNICUT

ALLINTON ENGINEERING & TRADING PTE LTD

331 Jalan Besar Singapore 208983

T65 6296 0679 W allinton.com.sg E sales@allinton.com.sg

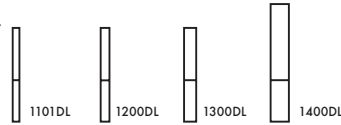
Tungsten Carbide Burrs



Long & Extra Long Burrs

CYLINDER without End Cut

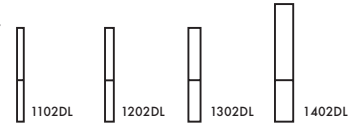
Available in Standard, Diamond and Chipbreak tooth formations



Ref. No. (Std. Cut 'S')	UNI 1101DL	UNI 1200DL	UNI 1300DL	UNI 1400L
Head-Ø mm	2.4	3	4	6
Head Length mm	13	13	13	19
Shank-Ø mm	2.4	3	4	6
Overall Length mm	63	63	63	75
Stock Code	AG00083	AG00084	AG00085	AG00086

CYLINDER without End Cut

Available in Standard, Diamond and Chipbreak tooth formations



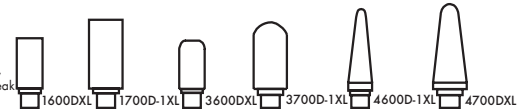
Ref. No. (Std. Cut 'S')	UNI 1102DL	UNI 1202DL	UNI 1302DL	UNI 1402DL
Head-Ø mm	2.4	3	4	6
Head Length mm	13	13	13	19
Shank-Ø mm	2.4	3	4	6
Overall Length mm	63	63	63	75
Stock Code	AG00087	AG00088	AG00089	AG00090

EXTRA LONG CARBIDE BURRS - XL Series



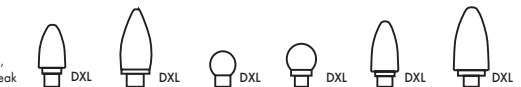
AG00091

Available in Standard, Diamond and Chipbreak tooth formations



Ref. No. (Std. Cut 'S')	UNI 1600XL	UNI 1700-1XL	UNI 3600XL	UNI 3700-1XL	UNI 4600-1XL	UNI 4700XL
Stock Code	AG00091	AG00092	AG00093	AG00629	AG00095	AG00096

Available in Standard, Diamond and Chipbreak tooth formations

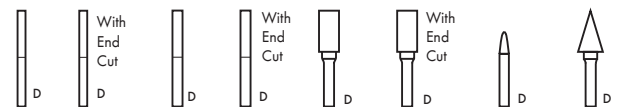


Ref. No. (Std. Cut 'S')	UNI 6500XL	UNI 6800XL	UNI 7600XL	UNI 7700XL	UNI 9600XL	UNI 9700XL
Stock Code	AG00097	AG00098	AG00099	AG00100	AG00101	AG00102

The burrs shown below are supplied on 6mm diameter steel shanks of 150mm (6 inches) in length. For illustrations and detailed dimensions, please refer to the standard burr pages. Intermediate shank lengths can be supplied upon request at the same prices.

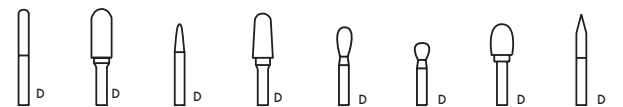
Miniature Burrs

Available in Standard, Diamond and Chipbreak tooth formations



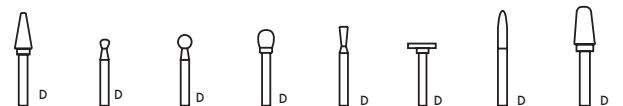
Ref. No. (Std. Cut 'S')	UNI 1100	UNI 1102	UNI 1200	UNI 1202	UNI 1240	UNI 1242	UNI 2200	UNI 2240
Head-Ø mm	2.4	2.4	3	3	6	6	3	6
Head Length mm	13	13	13	13	13	13	11	13
Shank-Ø mm	2.4	2.4	3	3	3	3	3	3
Overall Length mm	38	38	38	38	45	45	38	45
Stock Code	AG00119	AG00120	AG00121	AG00122	AG00123	AG00124	AG00125	AG00126

Available in Standard, Diamond and Chipbreak tooth formations



Ref. No. (Std. Cut 'S')	UNI 3200	UNI 3240	UNI 4200	UNI 4240	UNI 5200	UNI 5220	UNI 5240	UNI 6200
Head-Ø mm	3	6	3	6	3	3	6	3
Head Length mm	13	13	8	13	8	6	10	13
Shank-Ø mm	3	3	3	3	3	3	3	3
Overall Length mm	38	45	38	45	38	38	42	38
Stock Code	AG00127	AG00128	AG00129	AG00130	AG00131	AG00132	AG00133	AG00134

Available in Standard, Diamond and Chipbreak tooth formations



Ref. No. (Std. Cut 'S')	UNI 6240	UNI 7200	UNI 7300	UNI 7240	UNI 8200	UNI 8240	UNI 9200	UNI 9240
Head-Ø mm	6	3	4	6	3	10	3	6
Head Length mm	13	3	4	6	7	1.6	13	13
Shank-Ø mm	3	3	3	3	3	3	3	3
Overall Length mm	45	38	45	38	38	34	38	45
Stock Code	AG00135	AG00136	AG00137	AG00138	AG00139	AG00140	AG00141	AG00142

Tungsten Carbide Burrs

UNICUT

ALLINTON ENGINEERING & TRADING PTE LTD

90

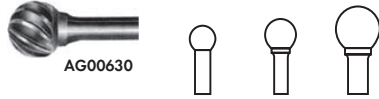
331 Jalan Besar Singapore 208983

T65 6296 0679 W allinton.com.sg E sales@allinton.com.sg

Tungsten Carbide Burrs



Tungsten Carbide Burr Kit BALL




Ref. No. (Cut 'A')	UNI A760	UNI A770	UNI A780
Head-Ø mm	10	12	16
Head Length mm	9.0	10.8	14.4
Shank-Ø mm	6	6 (or 8)	6 (or 8)
Overall Length mm	53	55	60
Stock Code	AG00630	AG00631	AG00635

BALL NOSED CYLINDER



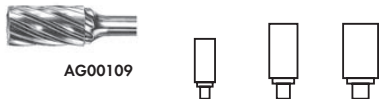
Ref. No. (Cut 'A')	UNI A360	UNI A370	UNI A380
Head-Ø mm	10	13	16
Head Length mm	19	25	25
Shank-Ø mm	6	6	8
Overall Length mm	65	70	70
Stock Code	AG00103	AG00104	AG00105

BALL NOSED CONE Included Angle - 14°



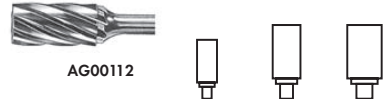
Ref. No. (Cut 'A')	UNI A460	UNI A470	UNI A480
Head-Ø mm	10	13	16
Head Length mm	25	30	33
Shank-Ø mm	6	6	8
Overall Length mm	70	75	78
Stock Code	AG00106	AG00107	AG00108

CYLINDER with End Cut



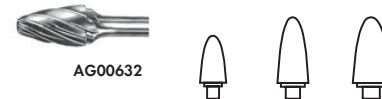
Ref. No. (Cut 'A')	UNI A160	UNI A170	UNI A180
Head-Ø mm	10	13	16
Head Length mm	19	25	25
Shank-Ø mm	6	6	8
Overall Length mm	65	70	70
Stock Code	AG00109	AG00110	AG00111

CYLINDER without End Cut



Ref. No. (Cut 'A')	UNI A260	UNI A270	UNI A280
Head-Ø mm	10	13	16
Head Length mm	19	25	25
Shank-Ø mm	6	6	8
Overall Length mm	66	70	70
Stock Code	AG00112	AG00113	AG00114

BALL NOSED TREE



Ref. No. (Cut 'A')	UNI A960	UNI A970	UNI A980
Head-Ø mm	10	13	16
Head Length mm	19	25	25
Shank-Ø mm	6	6	8
Overall Length mm	65	70	70
Stock Code	AG00632	AG00633	AG00634

Aluminium Cut Burrs have been designed for use on non-ferrous materials and reinforced plastics. Specially developed geometry incorporated in the tooth design facilitates optimum stock removal with a smooth chip flow, thus ensuring minimum tooth loading.

Tungsten Carbide Burr Kit

Burr Kit No. 1 Part No: GBKIT 1

Ref	Shape	Head Dia	Head Length	Shank Dia
UNI 1600D	Cylinder	10 mm	19 mm	6 mm
UNI 1700D-1	Cylinder	12 mm	25 mm	6 mm
UNI 3600D	B.N. Cylinder	10 mm	19 mm	6 mm
UNI 3700D-1	B.N. Cylinder	12 mm	25 mm	6 mm
UNI 4700D	B.N. Cone	12 mm	30 mm	6 mm
UNI 5500D	Oval	10 mm	16 mm	6 mm
UNI 6500D	Tree	10 mm	19 mm	6 mm
UNI 6800D	Tree	12 mm	25 mm	6 mm
UNI 7700D	Ball	12 mm	10.8 mm	6 mm
UNI 9700D	B.N. Tree	12 mm	25 mm	6 mm



AG00115

Burr Kit No. 3 Part No: GBKIT 3

Ref	Shape	Head Dia	Head Length	Shank Dia
UNI 4700	Cylinder-w/E.C.	12 mm	30 mm	6 mm
UNI 2700D-1	Cone	12 mm	22 mm	6 mm
UNI 3700D-1	B.N. Cylinder	12 mm	25 mm	6 mm
UNI 7700D	Ball	12 mm	10.8 mm	6 mm
UNI 9700D	B.N. Tree	12 mm	25 mm	6 mm



AG00117

Burr Kit No. 2 Part No: GBKIT 2

Ref	Shape	Head Dia	Head Length	Shank Dia
UNI 1700D-1	Cylinder	12 mm	25 mm	6 mm
UNI 3700D-1	B.N. Cylinder	12 mm	25 mm	6 mm
UNI 4700D	B.N. Cone	12 mm	30 mm	6 mm
UNI 6800D	Tree	12 mm	25 mm	6 mm



AG00116

Burr Kit No. 4 Part No: GBKIT 4

Ref	Shape	Head Dia	Head Length	Shank Dia
UNI 1200D	Cylinder	3 mm	13 mm	3 mm
UNI 1202D	Cylinder-w/E.C.	3 mm	13 mm	3 mm
UNI 2200D	Cone	3 mm	11 mm	3 mm
UNI 3200D	B.N. Cylinder	3 mm	13 mm	3 mm
UNI 4200D	B.N. Cone	3 mm	8 mm	3 mm
UNI 5200D	Flame	3 mm	8 mm	3 mm
UNI 5220D	Oval	3 mm	6 mm	3 mm
UNI 6200D	Tree	3 mm	13 mm	3 mm
UNI 7200D	Ball	3 mm	2.7 mm	3 mm
UNI 9200D	B.N. Tree	3 mm	13 mm	3 mm



AG00118

Tungsten Carbide Burrs

UNICUT

ALLINTON ENGINEERING & TRADING PTE LTD
331 Jalan Besar Singapore 208983
T65 6296 0679 W allinton.com.sg E sales@allinton.com.sg